

Mars Series

540W/545W/550W

SUN 72MD-H8S

HALF-CELL BIFACIAL MBB MONO
PERC DOUBLE GLASS MODULE
182MM CELLS



COMPREHENSIVE CERTIFICATES

IEC61215 / IEC61730 / IEC61701 / IEC62716 / IEC62804
ISO 9001: 2015 Quality management systems;
ISO 14001: 2015 Environmental management systems;
OHSAS 18001: 2007 Occupational health and safety management systems;


KEY SALIENT FEATURES

-  **High output power**
-  **Better power generation under shadows**
-  **Strong anti-hot spot ability**
-  **Enhanced safety**
-  **Easy to install**
-  **High tolerance for harsh environment and extreme weather conditions**

SUNERGY USA WORKS LLC

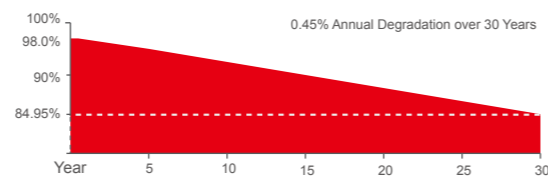
Founded in 2008, Sunergy is a manufacturer of high-performance photovoltaic products. With 12 manufacturing bases and more than 20 branches around the world, the company's business covers modules, photovoltaic power stations and EPC. Sunergy products are available in over 120 countries and regions and are used extensively in ground-mounted power plants, commercial & industrial rooftop PV systems and residential rooftop PV systems.

QUALIFICATIONS AND CERTIFICATES



LINEAR PERFORMANCE WARRANTY

- 12 Years Manufacturing Warranty
- 12 Years 93% Power Output
- 30 Years 84.95% Power Output

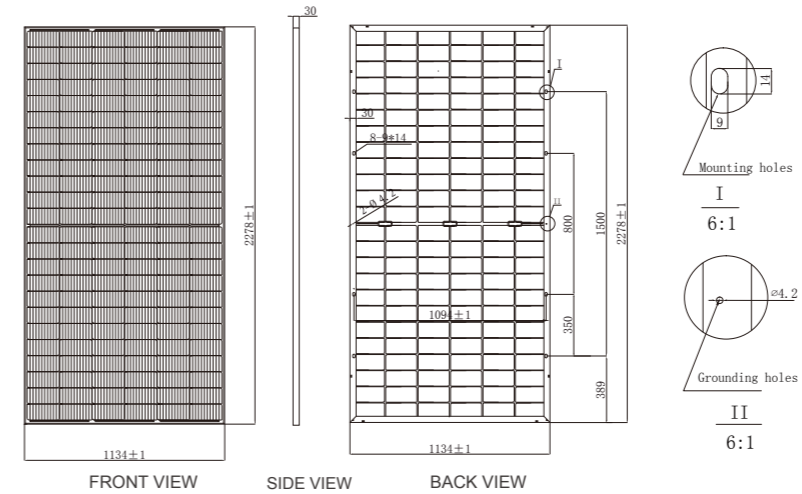


SUNERGY USA WORKS LLC
www.sunergyworks.com



Mars Series SUN 72MD-H8S

MECHANICAL DRAWINGS



MECHANICAL SPECIFICATION

Cell Type	Mono Crystalline 182x91mm
Number Of Cells	144 (6x24)
Dimensions(AxBxC)	2278x1134x30mm
Weights	33.0kg
Glass	2.0/2.0mm Tempered Low Iron Glass
Aluminium Frame	Anodised Aluminium
Junction Box	Split Junction Box (IP68 ,three diode)
Connector	Mc4 Compatible
Output Cables	4.0mm ² ,+300mm,-300mm Customized Length

ELECTRICAL CHARACTERISTICS

Module Type	540W		545W		550W	
	STC	NOCT	STC	NOCT	STC	NOCT
Maximum Power At STC(Pmax)	540W	406.8W	545W	410.5W	550W	414.3W
Short Circuit Current(Isc)	13.70A	11.07A	13.76A	11.12A	13.82A	11.17A
Open Circuit Voltage(Voc)	49.8V	46.5V	50.0V	46.7V	50.2V	46.9V
Maximum Power Current(Imp)	12.86A	10.49A	12.92A	10.54A	12.98A	10.58A
Maximum Power Voltage(Vmpp)	42.0V	38.8V	42.2V	39.0V	42.4V	39.1V
Module Efficiency	20.90%		21.10%		21.29%	
Power Tolerance	0~+5W		0~+5W		0~+5W	
Maximum System Voltage	VDC 1500V					
Maximum Series Fuse	30A					
Increased Snowload Acc.to Iec 61215	5400Pa					
Operating Temperature	-40~+85°C					
Number Of Bypass Diodes	3					
Norminal Operating Cell Temperature(Noct)	45°C±2°C					
Temperature Coefficient Of Pmax	-0.35%/°C					
Temperature Coefficient Of Voc	-0.27%/°C					
Temperature Coefficient Of Isc	0.05%/°C					

ELECTRICAL CHARACTERISTICS WITH DIFFERENT REAR SIDE POWER GAIN

(Reference to 540W Front)

Backside Power Gain	5%	10%	15%	20%	25%
Maximum Power At STC(Pmax)	567	594	621	648	675
Short Circuit Current(Isc)	14.38	15.06	15.75	16.39	17.08
Open Circuit Voltage(Voc)	50.2	50.2	50.2	50.4	50.4
Maximum Power Current(Imp)	13.50	14.14	14.79	15.39	16.03
Maximum Power Voltage(Vmpp)	42.0	42.0	42.0	42.1	42.1

STC: 1000W/m² irradiance, 25°C cell temperature, AM1.5. NOCT: Irradiance at 800W/m², Ambient Temperature 20°C, wind speed 1m/s.



SUNERGY USA WORKS LLC
www.sunergyworks.com

