




Solarpro solar Module

M10-144 Cell Series

Introduction

Solarpro MONO half-cut singlemodule Assembled with PERC cells, the half-cell configuration of the modules offers the advantages of higher power output, Cell temperature dependent performance, reduced shading effect on the energy generation, lower risk of hot spot, as well as enhanced tolerance for mechanical loading.



Higher Durability

The multi-busbar design can decrease the risk of the cell micro-cracks and fingers broken.



High Power Density

High conversion efficiency and more power output persquare meter, by lower series resistance and improved light harvesting.



PID Resistant

Tested in accordance to the standard IEC 62804, our PV modules have demonstrated resistance against PID (Potential Induced Degradation), which translates to security for your investment.



Bigger Cells with better performance

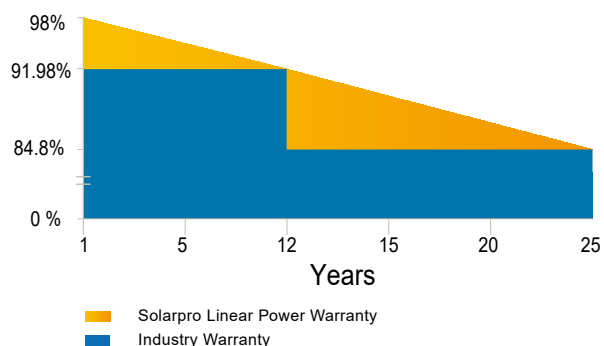
A slight increase of the size of our cells, Boosts the performance of the newest modules by six percent on average.

Quality Assurance

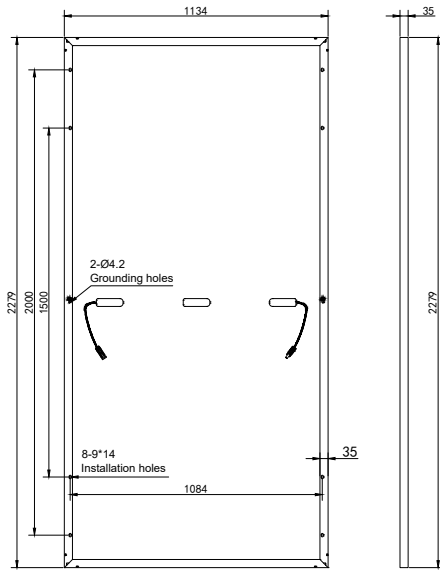
- 12-year warranty for material and technology
- 25-year linear power output warranty

Comprehensive Certificates

- IEC61215, IEC61730
- ISO9001:2015 Quality management systems
- ISO14001:2015 Environmental management systems
- ISO45001:2018 Occupational health and safety management systems



MECHANICAL DIAGRAMS



SPECIFICATIONS

Weight	27.3kg
Dimensions	2279mm*1134mm*35mm
Cell Amount	72*2 pcs
Maximum System Voltage	1500V
Junction Box	IP68
Frame	Aluminum Alloy
Output Tolerance	0~+5W
Fuse Current	20A
Operating Temperature	-40°C~+85°C
Wind Load/Snow Load	2400pa/5400pa
Cable	4mm ² /300mm
Connector	MC4 Compatible

ELECTRICAL PARAMETERS AT STC

Module Type	JMDxxxP-144M (xxx=Pmax)				
Maximum Power (Pmax/W)	535	540	545	550	555
Open Circuit Voltage(Voc/V)	49.35	49.55	49.75	49.95	50.05
Short Circuit Current(Isc/A)	13.82	13.89	13.97	14.05	14.07
Maximum Power Voltage(Vmp/V)	41.50	41.64	41.80	41.96	42.11
Maximum Power Current(Imp/A)	12.90	12.97	13.04	13.11	13.18
Module Efficiency(%)	20.70	20.90	21.10	21.30	21.50

* Under Standard Test Conditions (STC) of irradiance of 1000 W/m², spectrum AM 1.5 and cell temperature of 25°C.

ELECTRICAL PARAMETERS AT NOCT

Maximum Power (Pmax/W)	405.0	408.0	412.0	416.0	420.0
Open Circuit Voltage(Voc/V)	46.31	46.43	46.55	46.68	46.85
Short Circuit Current(Isc/A)	11.05	11.09	11.13	11.17	11.21
Maximum Power Voltage(Vmp/V)	38.78	38.99	39.20	39.43	39.66
Maximum Power Current(Imp/A)	10.43	10.47	10.51	10.55	10.59

* Under Nominal Module Operating Temperature (NOCT), irradiance of 800 W/m², spectrum AM 1.5, ambient temperature 20°C, wind speed 1 m/s.

TEMPERATURE CHARACTERISTICS

NOCT	45±2°C	Temp Coefficient of Isc	+0.046%/°C
Temp Coefficient of Voc	-0.275%/°C	Temp Coefficient of Pmax	-0.350%/°C

PACKING CONFIGURATION

Packaging box dimensions(L*W*H)	2300*1110*1260mm	Box weight	942 kg
Modules/Pallet	31 Pieces	Modules/40'Container	620 Pieces