


NIPRO Dual

TD6D72M - 340 / 345 / 350 / 355 / 360W

High Efficiency Bifacial Dual Glass
Monocrystalline Solar Module
72-Cell Series



KEY FEATURES



Additional Power Generation Gain

30-year linear performance warranty,
more than 30% additional power gain



ZERO PID (Potential Induced Degradation)

Bifacial double glass design, PID free



ZERO LID (Light Induced Degradation)

No LID, more power generation



Excellent low light performance

Excellent low light performance on cloudy days,
mornings and evenings



Wider application

No water-permeability and high wear-resistance,
can be widely used in high-humid, windy and dusty area



IP67 junction box

High waterproof level



Higher Security

Higher fire safety class to minimize fire risks

ABOUT TALESUN SOLAR

TALESUN Solar is one of the world's largest integrated clean energy providers with 4 GW cell and 5 GW module production capacity globally. Its standard and high-efficiency product offerings are among the most powerful and cost-effective in the industry. Talesun Solar is committed to provide customers with customized; systematized and trustworthy turnkey solutions. Till now, Talesun Solar has accumulatively shipped more than 10 GW modules globally.

SYSTEM & PRODUCT CERTIFICATES

- IEC 61215 / IEC 61730 / UL 1703
- ISO 9001 : 2008 Quality Management System
- ISO 14001 : 2004 Environment Mangement System
- OHSAS 18001 : 2007 Occupational Health and Safety Management System



QUALITY WARRANTY

TALESUN guarantees that defects will not appear in materials and workmanship defined by IEC61215, IEC61730 or UL1703 under normal installation, use and maintenance as specified in Talesun's installation manual for 10 years from the warranty starting date.

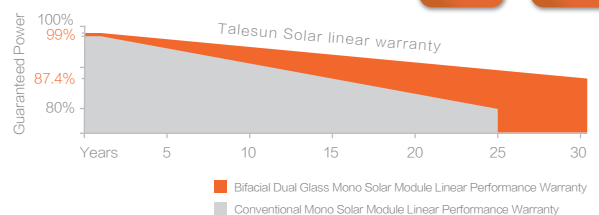


PERFORMANCE WARRANTY

Bifacial Dual Glass
Monocrystalline Solar Module

10 years
Quality assurance

30 years
Power output guarantee



TALESUN



Web: www.taesun.com
Tel: +86 400 885 1098
Add: No.1 Taesun Road, Shajibang, Changshu, P.R. China

ELECTRICAL PARAMETERS

Performance at STC (Power Tolerance 0 – +3%)

Maximum Power (P _{max} /W)	340	345	350	355	360
Operating Voltage (V _{mpp} /V)	37.5	37.6	37.8	37.9	38.1
Operating Current (I _{mpp} /A)	9.09	9.18	9.28	9.38	9.47
Open-Circuit Voltage (V _{oc} /V)	44.1	44.2	44.4	44.5	44.7
Short-Circuit Current (I _{sc} /A)	9.69	9.78	9.87	9.96	10.05
Module Efficiency η _m (%)	17.4	17.6	17.9	18.1	18.4

Performance at NOCT

Maximum Power (P _{max} /W)	250	254	257	261	265
Operating Voltage (V _{mpp} /V)	30.0	30.1	30.2	30.3	30.5
Operating Current (I _{mpp} /A)	8.33	8.43	8.51	8.61	8.68
Open-Circuit Voltage (V _{oc} /V)	40.8	40.9	41.1	41.2	41.3
Short-Circuit Current (I _{sc} /A)	7.81	7.88	7.96	8.03	8.10

STC: Irradiance 1000W/m², Cell Temperature 25° C, Air Mass AM1.5 NOCT: Irradiance at 800W/m², Ambient Temperature 20° C, Wind Speed 1m/s

MECHANICAL SPECIFICATION

Cell Type	N-type Bifacial Mono
Cell Dimensions	156.75*156.75mm(6inch)
Cell Arrangement	72(6*12)
Weight	27kg(59.5lbs)
Module Dimensions	1974*992*6mm(77.72*39.06*0.24inch)
Cable Length	300mm(11.81inch)
Cable Cross Section Size	4mm ² (0.006sq.in)
Front Glass	2.5mm High Transmission, Tempered Glass
No.of Bypass Diodes	3/6
Packing Configuration (1)	30pcs/Pallet,660pcs/40hq
Frame	Frameless
Junction Box	IP67

OPERATING CONDITIONS

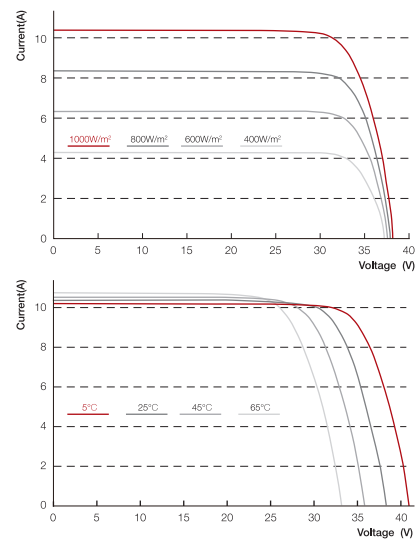
Maximum System Voltage	1000V/DC(IEC)/1500V/DC(IEC)
Operating Temp	-40°C – +85°C
Maximum Series Fuse	15A
Static Loading	5400Pa
Conductivity at Ground	≤ 0.1 Ω
Safety Class	
Resistance	≥ 100MΩ
Connector	MC4 Compatible
Backside Output Ratio*	>85%

*Under STC: Backside Output Ratio = P_{max}(rear) / P_{max}(front)

TEMPERATURE COEFFICIENT

Temperature Coefficient P _{max}	-0.38%/°C
Temperature Coefficient V _{oc}	-0.30%/°C
Temperature Coefficient I _{sc}	+0.048%/°C
NOCT	42 ± 2°C

I-V CURVE



TECHNICAL DRAWINGS

