

0322.1149 Swiss Premium

M403-60-t BF GG2

Bifacial glass-glass module / frameless /
monocrystalline / translucent



Made in Deitingen (Switzerland)



Meets highest aesthetic requirements



Withstands highest static loads



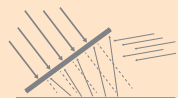
Safety glass for overhead glazing and facades




Lifespan of over 50 years due to glass-glass technology



Full traceability of all raw materials



Albedo effect: up to 35 % additional yield



Bifacial gain

Low reflecting surface	<i>e.g. grass, brick</i>	5 - 15 %
Well reflecting surface	<i>e.g. sand, bright gravel or paint</i>	15 - 25 %
Highly reflecting surface	<i>e.g. ice, snow</i>	25 - 35 %

megaso

innovation in power



Electrical data STC	With bifacial gain ¹				
		5 %	10 %	20 %	30 %
Nominal power (Pmpp)	310 Wp	326 Wp	341 Wp	372 Wp	403 Wp
Nominal voltage (Umpp)	32.8 V	32.8 V	32.8 V	32.8 V	32.9 V
Nominal current (Impp)	9.47 A	9.94 A	10.40 A	11.34 A	12.25 A
Open circuit voltage (Uoc)	39.1 V	39.1 V	39.1 V	39.2 V	39.3 V
Short circuit current (Isc)	9.81 A	10.30 A	10.77 A	11.75 A	12.69 A
Module efficiency ²	19.05 %	20.0 %	21.0 %	22.9 %	24.8 %
Power sorting	-0/+5 %				

STC (Standard Test Conditions): irradiance 1000 W/m², cell temperature 25°C, AM 1.5
 Measuring tolerances ±3 % (Pmpp); ±10 % (Umpp, Impp, Uoc, Isc)
¹ Depends on mounting distance and albedo of the substrate ² Incl. proportional power from the back side

Electrical data at partial load					
Nominal power (Pmpp)	234 Wp	246 Wp	258 Wp	281 Wp	305 Wp
Nominal voltage (Umpp)	30.4 V	30.4 V	30.4 V	30.4 V	30.5 V
Nominal current (Impp)	7.72 A	8.10 A	8.47 A	9.24 A	9.98 A
Open circuit voltage (Uoc)	36.7 V	36.7 V	36.7 V	36.8 V	36.9 V
Short circuit current (Isc)	7.64 A	8.02 A	8.39 A	9.15 A	9.88 A

800 W/m², Measuring tolerances ±5 % (Pmpp); ±10 % (Umpp, Impp)

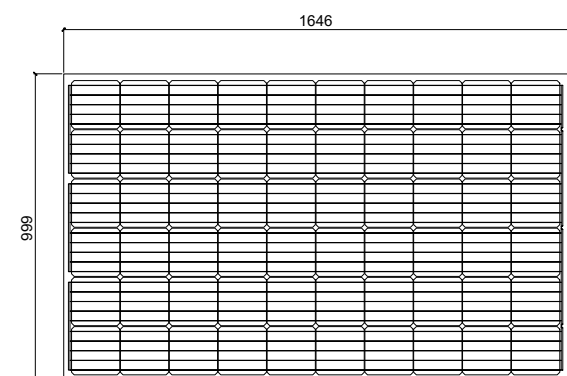
Thermal properties	
Nominal operating cell temperature (NOCT)	45 ±2 °C
Temperature coefficient Uoc	-0.26 %/°C
Temperature coefficient Isc	+0.031 %/°C
Temperature coefficient Pmpp	-0.37 %/°C

Operating conditions	
Temperature range	-40 ... +85 °C
Max. system voltage	1000 V optionally available for 1500 V
Max. reverse current	20 A
Max. string fuse	16 A
Max. wind and snow loads ³	Up to 13'000 N/m ²
Hail resistance	ø40 mm at 23 m/s Hail protection class 4
Application class (acc. to IEC/EN61730)	A

Fire protection	Top and back layer are made of heat-resistant glass. The component is considered to be non-combustible material as defined by the Cantonal Fire Insurances.
Protection class	II
Standards	IEC/EN 61215, 61730
Salt spray test	IEC/EN 61701 I+II
Ammonium corrosion test	IEC/EN 62716

³ Max. possible forces acting on the module. The maximum values in mounted condition depend on the substructure as well as the installation situation. If the requirements are higher than IEC/EN 61215, a project-specific dimensioning of the mounting system is necessary.

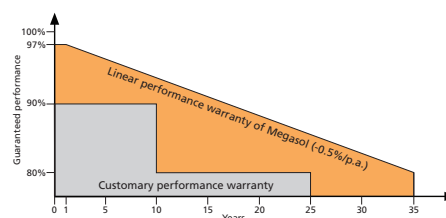
Technical drawing



Note: The instructions in the installation manual must be strictly complied with. Further information about approved utilization of products can be found in the installation manual or can be requested from the technical service.

General data	
Laminate structure	Glass-glass
Cell type	Mono PERC, bifacial, 5 busbars
Cell size	156x156 mm
Number of cells (matrix)	60 (6x 10)
Colour between cells	Translucent
Frame	Frameless
Front side	3.2 mm solar glass High-transmission, tempered/toughened, nano-finished/antireflective surface
Encapsulation material	Special EVA (UV+ / IR+) with lowest water vapour permeability
Back side	3.2 mm solar glass Tempered/toughened
Junction box	3 bypass diodes, IP 67
Cable cross section	4 mm ²
Connectors	MC4 compatible, IP67
Dimensions (LxWxH) ±3.0 mm	1646x999x8 mm
Modular dimensions (LxW)	Depending on the installation situation
Weight	28.8 kg

Quality and warranty	
Quality characteristics	PID-free (no potential induced degradation) Yield-optimized low-light performance Full traceability of all raw materials
Product warranty	10 years
Linear performance warranty	35 years



Relative efficiency level in relation to the minimal output (%). At least 97% of the minimum output during the first year. Afterwards, max. 0.5% degradation per annum. At least 92.5% of the minimum output after 10 years. At least 85% of the minimum output after 25 years. At least 80% of the minimum output after 35 years. All data within the measuring tolerances. Warranties according to the respective latest Megasol Warranty Conditions which can be found on www.megasol.ch/warranty.



E-mail: info@megasol.ch
 Hotline: +41 62 919 90 90
www.megasol.ch



Megasol partner