



**RARLON**

# RARLON SOLAR

Rarlon Solar has specialized in solar field more than 10 years.

## Ningbo Rarlon Photovoltaic Technology Co., Ltd



Add: Building B No.41, Jinghua Road No.188. High-Tech Zone, Ningbo, China;  
Middle East market; African market; North American market, pls contact Lucifer  
Lucifer email: Lucifer@rarlonsolar.com  
Tel/Whatsapp: +86 15258323569



European market; South American market; Southeast Asian market, pls contact Bella  
Bella email: Bella@rarlonsolar.com  
Tel/Whatsapp: +86 17858898061



Ningbo Rarlon Photovoltaic Technology Co., Ltd

## ABOUT US

# RARLON SOLAR

## Photovoltaic

### Ningbo Rarlon Photovoltaic Technology Co., Ltd

Rarlon Solar has specialized in solar field more than 10 years. Rarlon Solar is a professional manufacturer and supplier of green energy products. We engage production and installation of solar products, including solar panels, solar systems and solar projects.

At present, Rarlon Solar has exported to many countries, mainly focus on Europe, South America, Middle East, Africa, Southeast Asian countries. All of our products are greatly appreciated in a variety of different markets throughout the world. Why choose us? In Rarlon Solar, you can enjoy high quality service, we offer high efficient solution.

Through solar products, making the world more beautiful and clean is our core goal, we will always work on innovation and do our best for a better world.

## Manufacturers and suppliers of green energy products

We are engaged in the production and installation of solar products, including solar panels, solar systems and solar projects.



## Our strengths

- ① No danger of exhaustion;
- ② Safe and reliable, noise-free, pollution-free emission, absolute environmental protection (pollution-free);
- ③ Not limited by the resource distribution area, it has the advantage of being installed on the building roof and beautiful at the same time;
- ④ Local power generation and supply can be realized without fuel consumption and transmission lines;
- ⑤ High energy quality (at present, the highest conversion rate in the laboratory has reached over 47%);
- ⑥ Users are easy to accept and love emotionally;
- ⑦ The construction period is short, and the time to acquire energy is short;
- ⑧ From the perspective of national security, photovoltaic power generation can be provided by families themselves to avoid the devastating impact of war.

## Fully Automatic Production Line




Cells color sorting



Welding



Callenia




Power testing




Appearance inspection of semi-finished panel




Laminating



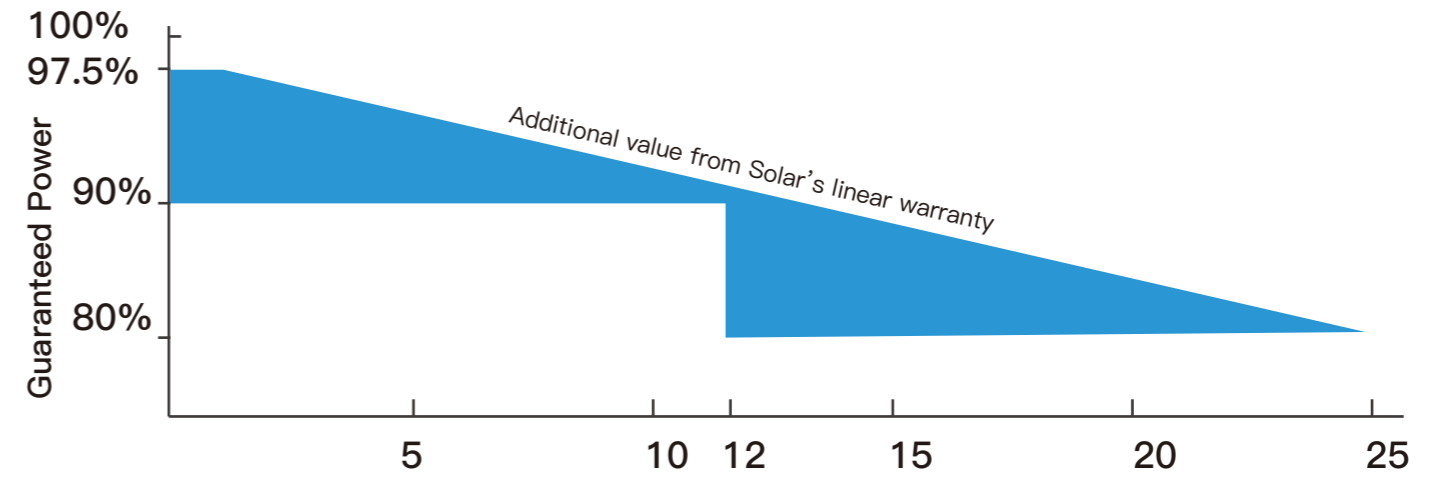
EL scan checking



Frame assembling



Pallet packing



### Poly36-48Cells Module

Model	Pw(Wp)	Voc(V)	Isc(A)	Vm(V)	Im(A)	Cells Eff	Dimension	Weight(Kg)
RL150HP	150	22.32	8.96	17.84	8.41	17.60%	1480*670*30	12.0
RL160HP	160	22.48	9.49	18.23	8.78	18.60%	1480*670*30	12.0
RL170HP	170	22.55	9.92	18.26	9.31	19.80%	1480*670*30	12.0
RL200HP	200	29.52	9.04	24.52	8.16	17.70%	1316*992*35	15.0

### Mono36-48cells Module

Model	Pw(Wp)	Voc(V)	Isc(A)	Vm(V)	Im(A)	Cells Eff	Dimension	Weight(Kg)
RL150HM	150	22.35	8.96	18.21	8.24	18.08%	1480*670*30	12.0
RL160HM	160	22.51	9.52	18.28	8.81	18.90%	1480*670*30	12.0
RL170HM	170	22.61	9.93	18.35	9.52	19.80%	1480*670*30	12.0
RL200HM	200	44.37	6.01	36.45	5.49	18.68%	1316*992*35	15.0

## Photovoltaic Module Monocrystalline60



### KEY FEATURES

- High module efficiency through superior manufacturing technology
- No power loss thanks to improved temperature co-efficient caused by 5BB or 6BB per solar cell
- Strictly control the micro-crack of solar cells and the other non visible defect of internal modules
- Module can bear snow loads up to 5400Pa and wind loads up to 2400Pa
- Manufactured according to and certified international I Quality and Environment Management System
- Using advanced low reflection and high light transmission glass and cell sheet surface cutting technology, in the weak light environment can also play a good performance.



### Temperature Coefficient and Mechanical Characteristics

Nominal Operating Cell Temperature (NOCT)	47°C+/-2°C	<table border="1"> <tr> <td>Front glass</td> <td>3.2mm tempered glass</td> </tr> <tr> <td>Frame</td> <td>Anodized aluminium alloy</td> </tr> <tr> <td>Junction box</td> <td>PV_--*****</td> </tr> <tr> <td>Connector</td> <td>Plug and socket</td> </tr> <tr> <td>Output cables</td> <td>PV 4.0mm<sup>2</sup>,0.9m</td> </tr> <tr> <td>1*20'</td> <td>400 pcs</td> </tr> <tr> <td>1*40'</td> <td>840 pcs</td> </tr> <tr> <td>1*40'HQ</td> <td>960pcs</td> </tr> </table>	Front glass	3.2mm tempered glass	Frame	Anodized aluminium alloy	Junction box	PV_--*****	Connector	Plug and socket	Output cables	PV 4.0mm <sup>2</sup> ,0.9m	1*20'	400 pcs	1*40'	840 pcs	1*40'HQ	960pcs
Front glass	3.2mm tempered glass																	
Frame	Anodized aluminium alloy																	
Junction box	PV_--*****																	
Connector	Plug and socket																	
Output cables	PV 4.0mm <sup>2</sup> ,0.9m																	
1*20'	400 pcs																	
1*40'	840 pcs																	
1*40'HQ	960pcs																	
Temperature Coefficient of Pmax	-0.47%/°C																	
Temperature Coefficient of VOC	-0.346%/°C																	
Temperature Coefficient of ISC	+0.036%/°C																	
Solar cell	Mono156*156mm																	
No.of cells	60 (6x10)																	
Dimensions	1640mm*992mm*35mm																	
Weight	17kg																	

### Electrical Characteristics

Model	RL250HM-60	RL260HM-60	RL270HM-60	RL280HM-60	RL290HM-60	RL300HM-60	RL310HM-60
Maximum Power at STC(Pmax)	250W	260W	270W	280W	290W	300W	310W
Optimum Operating Voltage (Vmp)	30.72V	30.92V	31.14V	31.18 V	31.74 V	31.89 V	32.05 V
Optimum Operating Current (Imp)	8.138A	8.409A	8.671A	8.98 A	9.138 A	9.408 A	9.675 A
Open-Circuit Voltage(Voc)	36.91V	37.36V	37.4V	37.44 V	39.05 V	39.21 V	39.37 V
Short-Circuit Current (Isc)	9.031A	9.279A	9.626A	9.972 A	9.594 A	9.885 A	10.226 A
Solar Cell Efficiency(%)	17.44	18.13	18.83	19.53	20.23	20.93	21.66
Solar Module Efficiency (%)	15.37	15.98	16.60	17.21	17.83	18.44	19.05
Operating Temperature	-40to85°C						
Maximum System Voltage	DC1000						
Maximum Series Fuse Rating	15A						
Power Tolerance	0~+3%						

STC:Irradiance 1000W/m<sup>2</sup>,Modules Temperature 25°C,AM=1.5

## Photovoltaic Module Monocrystalline72



### KEY FEATURES

- High module efficiency through superior manufacturing technology
- No power loss thanks to improved temperature co-efficient caused by 5BB or 6BB per solar cell
- Strictly control the micro-crack of solar cells and the other non visible defect of internal modules
- Module can bear snow loads up to 5400Pa and wind loads up to 2400Pa
- Manufactured according to and certified international I Quality and Environment Management System
- Using advanced low reflection and high light transmission glass and cell sheet surface cutting technology, in the weak light environment can also play a good performance.



### Temperature Coefficient and Mechanical Characteristics

Nominal Operating Cell Temperature (NOCT)	47°C+/-2°C	<table border="1"> <tr> <td>Front glass</td> <td>3.2mm tempered glass</td> </tr> <tr> <td>Frame</td> <td>Anodized aluminium alloy</td> </tr> <tr> <td>Junction box</td> <td>PV_--*****</td> </tr> <tr> <td>Connector</td> <td>Plug and socket</td> </tr> <tr> <td>Output cables</td> <td>PV 4.0mm<sup>2</sup>,0.9m</td> </tr> <tr> <td>1*20'</td> <td>300pcs</td> </tr> <tr> <td>1*40'</td> <td>624pcs</td> </tr> <tr> <td>1*40'HQ</td> <td>715pcs</td> </tr> </table>	Front glass	3.2mm tempered glass	Frame	Anodized aluminium alloy	Junction box	PV_--*****	Connector	Plug and socket	Output cables	PV 4.0mm <sup>2</sup> ,0.9m	1*20'	300pcs	1*40'	624pcs	1*40'HQ	715pcs
Front glass	3.2mm tempered glass																	
Frame	Anodized aluminium alloy																	
Junction box	PV_--*****																	
Connector	Plug and socket																	
Output cables	PV 4.0mm <sup>2</sup> ,0.9m																	
1*20'	300pcs																	
1*40'	624pcs																	
1*40'HQ	715pcs																	
Temperature Coefficient of Pmax	-0.47%/°C																	
Temperature Coefficient of VOC	-0.346%/°C																	
Temperature Coefficient of ISC	+0.036%/°C																	
Solar cell	Mono156*156mm																	
No.of cells	72 (6x12)																	
Dimensions	1956mm*992mm*40mm																	
Weight	22kg																	

### Electrical Characteristics

Model	RL300HM-72	RL320HM-72	RL340HM-72	RL350HM-72	RL360HM-72	RL370HM-72	RL380HM-72	RL385HM-72
Maximum Power at STC(Pmax)	300W	320W	340W	350W	360W	370W	380W	385W
Optimum Operating Voltage (Vmp)	37.39V	37.82V	37.95V	38.11 V	38.27 V	38.43 V	38.59 V	38.67 V
Optimum Operating Current (Imp)	8.173A	8.461A	8.959A	9.184 A	9.407 A	9.628 A	9.848 A	9.957 A
Open-Circuit Voltage(Voc)	44.72V	44.84V	46.74V	46.89 V	47.05 V	47.21 V	47.38 V	47.46 V
Short-Circuit Current (Isc)	9.055A	9.515A	9.399A	9.643 A	9.885 A	10.178 A	11.458A	11.589A
Solar Cell Efficiency(%)	18.60	18.90	19.76	20.34	20.92	21.54	22.38	22.64
Solar Module Efficiency (%)	16.49	16.52	17.52	18.04	18.56	19.07	19.58	19.84
Operating Temperature	-40to85°C							
Maximum System Voltage	DC1000							
Maximum Series Fuse Rating	15A							
Power Tolerance	0~+3%							

STC:Irradiance 1000W/m<sup>2</sup>,Modules Temperature 25°C,AM=1.5

## Photovoltaic Module Polycrystalline60



### KEY FEATURES

- High module efficiency through superior manufacturing technology
- No power loss thanks to improved temperature co-efficient caused by 5BB or 6BB perc solar cell
- Strictly control the micro-crack of solar cells and the other non visible defect of internal modules
- Module can bear snow loads up to 5400Pa and wind loads up to 2400Pa
- Manufactured according to and certified international I Quality and Environment Management System
- Using advanced low reflection and high light transmission glass and cell sheet surface cutting technology, in the weak light environment can also play a good performance.



### Temperature Coefficient and Mechanical Characteristics


Nominal Operating Cell Temperature (NOCT)	47°C+/-2°C	<table border="1"> <tr> <td>Front glass</td> <td>3.2mm tempered glass</td> </tr> <tr> <td>Frame</td> <td>Anodized aluminium alloy</td> </tr> <tr> <td>Junction box</td> <td>PV--*****</td> </tr> <tr> <td>Connector</td> <td>Plug and socket</td> </tr> <tr> <td>Output cables</td> <td>PV 4.0mm<sup>2</sup>,0.9m</td> </tr> <tr> <td>1*20'</td> <td>400 pcs</td> </tr> <tr> <td>1*40'</td> <td>840 pcs</td> </tr> <tr> <td>1*40'HQ</td> <td>960pcs</td> </tr> </table>	Front glass	3.2mm tempered glass	Frame	Anodized aluminium alloy	Junction box	PV--*****	Connector	Plug and socket	Output cables	PV 4.0mm <sup>2</sup> ,0.9m	1*20'	400 pcs	1*40'	840 pcs	1*40'HQ	960pcs
Front glass	3.2mm tempered glass																	
Frame	Anodized aluminium alloy																	
Junction box	PV--*****																	
Connector	Plug and socket																	
Output cables	PV 4.0mm <sup>2</sup> ,0.9m																	
1*20'	400 pcs																	
1*40'	840 pcs																	
1*40'HQ	960pcs																	
Temperature Coefficient of Pmax	-0.47%/°C																	
Temperature Coefficient of VOC	-0.346%/°C																	
Temperature Coefficient of ISC	+0.036%/°C																	
Solar cell	Poly156*156mm																	
No.of cells	60 (6x10)																	
Dimensions	1640mm*992mm*35mm																	
Weight	17kg																	

### Electrical Characteristics

Model	RL250HP-60	RL260HP-60	RL270HP-60	RL280HP-60
Maximum Power at STC(Pmax)	250W	260W	270W	280W
Optimum Operating Voltage (Vmp)	30.68V	30.92V	31.39V	31.55 V
Optimum Operating Current (Imp)	8.15A	8.41A	8.602A	8.875 A
Open-Circuit Voltage(Voc)	36.9V	37.9V	38.59V	38.75 V
Short-Circuit Current (Isc)	9.033A	9.147A	9.039A	9.336 A
Solar Cell Efficiency(%)	17.46	18.16	18.86	19.56
Solar Module Efficiency (%)	15.37	15.98	16.60	17.21
Operating Temperature	-40to85°C			
Maximum System Voltage	DC1000			
Maximum Series Fuse Rating	15A			
Power Tolerance	0~+3%			

STC:Irradiance 1000W/m<sup>2</sup>,Modules Temperature 25°C,AM=1.5

## Photovoltaic Module Polycrystalline72



### KEY FEATURES

- High module efficiency through superior manufacturing technology
- No power loss thanks to improved temperature co-efficient caused by 5BB or 6BB perc solar cell
- Strictly control the micro-crack of solar cells and the other non visible defect of internal modules
- Module can bear snow loads up to 5400Pa and wind loads up to 2400Pa
- Manufactured according to and certified international I Quality and Environment Management System
- Using advanced low reflection and high light transmission glass and cell sheet surface cutting technology, in the weak light environment can also play a good performance.



### Temperature Coefficient and Mechanical Characteristics

Nominal Operating Cell Temperature (NOCT)	47°C+/-2°C	<table border="1"> <tr> <td>Front glass</td> <td>3.2mm tempered glass</td> </tr> <tr> <td>Frame</td> <td>Anodized aluminium alloy</td> </tr> <tr> <td>Junction box</td> <td>PV--*****</td> </tr> <tr> <td>Connector</td> <td>Plug and socket</td> </tr> <tr> <td>Output cables</td> <td>PV 4.0mm<sup>2</sup>,0.9m</td> </tr> <tr> <td>1*20'</td> <td>300pcs</td> </tr> <tr> <td>1*40'</td> <td>624pcs</td> </tr> <tr> <td>1*40'HQ</td> <td>715pcs</td> </tr> </table>	Front glass	3.2mm tempered glass	Frame	Anodized aluminium alloy	Junction box	PV--*****	Connector	Plug and socket	Output cables	PV 4.0mm <sup>2</sup> ,0.9m	1*20'	300pcs	1*40'	624pcs	1*40'HQ	715pcs
Front glass	3.2mm tempered glass																	
Frame	Anodized aluminium alloy																	
Junction box	PV--*****																	
Connector	Plug and socket																	
Output cables	PV 4.0mm <sup>2</sup> ,0.9m																	
1*20'	300pcs																	
1*40'	624pcs																	
1*40'HQ	715pcs																	
Temperature Coefficient of Pmax	-0.47%/°C																	
Temperature Coefficient of VOC	-0.346%/°C																	
Temperature Coefficient of ISC	+0.036%/°C																	
Solar cell	Poly156*156mm																	
No.of cells	72 (6x12)																	
Dimensions	1956mm*992mm*40mm																	
Weight	22kg																	

### Electrical Characteristics

Model	RL300HP-72	RL310HP-72	RL320HP-72	RL330HP-72	RL340HP-72
Maximum Power at STC(Pmax)	300W	310W	320W	330W	340W
Optimum Operating Voltage (Vmp)	37.23V	37.32V	37.84 V	37.99 V	38.16 V
Optimum Operating Current (Imp)	8.06A	8.31A	8.458 A	8.687 A	8.912 A
Open-Circuit Voltage(Voc)	44.71V	44.76V	46.48 V	46.63 V	46.79 V
Short-Circuit Current (Isc)	8.947A	9.234A	8.896 A	9.143 A	9.388 A
Solar Cell Efficiency(%)	17.46	18.05	18.63	19.21	19.79
Solar Module Efficiency (%)	15.46	15.98	16.49	17.01	17.52
Operating Temperature	-40to85°C				
Maximum System Voltage	DC1000				
Maximum Series Fuse Rating	15A				
Power Tolerance	0~+3%				

STC:Irradiance 1000W/m<sup>2</sup>,Modules Temperature 25°C,AM=1.5

## Photovoltaic Module Monocrystalline 120



### KEY FEATURES

- High module efficiency through superior manufacturing technology
- No power loss thanks to improved temperature co-efficient caused by 5BB or 9BB perc solar cell
- Strictly control the micro-crack of solar cells and the other non visible defect of internal modules
- Module can bear snow loads up to 5400Pa and wind loads up to 2400Pa
- Manufactured according to and certified international I Quality and Environment Management System
- Using advanced low reflection and high light transmission glass and cell sheet surface cutting technology, in the weak light environment can also play a good performance.



### Temperature Coefficient and Mechanical Characteristics

Nominal Operating Cell Temperature (NOCT)	45°C+/-2°C		Front glass	3.2mm tempered glass
Temperature Coefficient of Pmax	-0.39%/°C		Frame	Anodized aluminium alloy
Temperature Coefficient of VOC	-0.29%/°C		Junction box	PV-*****
Temperature Coefficient of ISC	+0.05%/°C		Connector	Plug and socket
No.of cells	120(6x20)		1*20'	/
Dimensions	1698mm*1004mm*35mm		1*40'	/
Weight	18.5kg		1*40'HQ	780pcs

### Electrical Characteristics

Model	RL320HM-120	RL325HM-120	RL330HM-120	RL335HM-120	RL340HM-120
Maximum Power at STC(Pmax)	320W	325W	330W	335W	340W
Optimum Operating Voltage (Vmp)	33.64V	33.82V	33.98V	34.16V	34.22V
Optimum Operating Current (Imp)	9.513A	9.610A	9.712A	9.807A	9.936A
Open-Circuit Voltage(Voc)	39.86V	40.08V	40.26V	40.43V	40.62V
Short-Circuit Current (Isc)	10.359A	10.463A	10.577A	10.692A	10.870A
Solar Module Efficiency (%)	18.94	19.23	19.53	19.82	20.12
Operating Temperature	-40to85°C				
Maximum System Voltage	DC1000				
Maximum Series Fuse Rating	15A				
Power Tolerance	0~+3%				

STC:Irradiance 1000W/m<sup>2</sup>,Modules Temperature 25°C,AM=1.5

## Photovoltaic Module Monocrystalline 144



### KEY FEATURES

- High module efficiency through superior manufacturing technology
- No power loss thanks to improved temperature co-efficient caused by 5BB or 9BB perc solar cell
- Strictly control the micro-crack of solar cells and the other non visible defect of internal modules
- Module can bear snow loads up to 5400Pa and wind loads up to 2400Pa
- Manufactured according to and certified international I Quality and Environment Management System
- Using advanced low reflection and high light transmission glass and cell sheet surface cutting technology, in the weak light environment can also play a good performance.



### Temperature Coefficient and Mechanical Characteristics


Nominal Operating Cell Temperature (NOCT)	45°C+/-2°C		Front glass	3.2mm coated tempered glass
Temperature Coefficient of Pmax	-0.39%/°C		Frame	Anodized aluminium alloy
Temperature Coefficient of VOC	-0.29%/°C		Junction box	PV-*****
Temperature Coefficient of ISC	+0.05%/°C		Connector	Plug and socket
No.of cells	144 (6x24)		1*20'	/
Dimensions	2024mm*1004mm*35mm		1*40'	/
Weight	22.5kg		1*40'HQ	660pcs

### Electrical Characteristics

Model	RL390HM-144	RL395HM-144	RL400HM-144	RL405HM-144	RL410HM-144
Maximum Power at STC(Pmax)	390W	395W	400W	405W	410W
Optimum Operating Voltage (Vmp)	41V	41.2V	41.4V	41.6V	41.8V
Optimum Operating Current (Imp)	9.5A	9.57A	9.64A	9.71A	9.78A
Open-Circuit Voltage(Voc)	49.4V	49.6V	49.8V	50.0V	50.2V
Short-Circuit Current (Isc)	10.1A	10.17A	10.24A	10.31A	10.38A
Solar Module Efficiency (%)	19.7	20.0	20.2	20.4	20.7
Operating Temperature	-40to85°C				
Maximum System Voltage	DC1000				
Maximum Series Fuse Rating	15A				
Power Tolerance	0~+3%				

STC:Irradiance 1000W/m<sup>2</sup>,Modules Temperature 25°C,AM=1.5

## Photovoltaic Module Polycrystalline 120



### KEY FEATURES

- High module efficiency through superior manufacturing technology
- No power loss thanks to improved temperature co-efficient caused by 5BB or 9BB perc solar cell
- Strictly control the micro-crack of solar cells and the other non visible defect of internal modules
- Module can bear snow loads up to 5400Pa and wind loads up to 2400Pa
- Manufactured according to and certified international I Quality and Environment Management System
- Using advanced low reflection and high light transmission glass and cell sheet surface cutting technology, in the weak light environment can also play a good performance.



### Temperature Coefficient and Mechanical Characteristics


Nominal Operating Cell Temperature (NOCT)	45°C+/-2°C		Front glass	3.2mm tempered glass
Temperature Coefficient of Pmax	-0.39%/°C		Frame	Anodized aluminium alloy
Temperature Coefficient of VOC	-0.29%/°C		Junction box	PV-*****
Temperature Coefficient of ISC	+0.05%/°C		Connector	Plug and socket
No.of cells	120 (6x20)		1*20'	/
Dimensions	1698mm*1004mm*35mm		1*40'	/
Weight	18.5kg		1*40'HQ	780pcs

### Electrical Characteristics

Model	RL290HP-120	RL295HP-120	RL300HP-120	RL305HP-120	RL310HP-120
Maximum Power at STC(Pmax)	290W	295W	300W	305W	310W
Optimum Operating Voltage (Vmp)	32.78V	33.23V	31.52V	31.88V	32.3V
Optimum Operating Current (Imp)	8.85A	8.88A	9.52A	9.57A	9.60A
Open-Circuit Voltage(Voc)	39.0V	39.2V	38.68V	38.95V	39.27V
Short-Circuit Current (Isc)	9.67A	9.78A	10.00A	10.03A	10.06A
Solar Module Efficiency (%)	17.45	17.75	18.05	18.36	18.66
Operating Temperature	-40to85°C				
Maximum System Voltage	DC1000				
Maximum Series Fuse Rating	15A				
Power Tolerance	0~+3%				

STC:Irradiance 1000W/m<sup>2</sup>,Modules Temperature 25°C,AM=1.5

## Photovoltaic Module Polycrystalline 144



### KEY FEATURES

- High module efficiency through superior manufacturing technology
- No power loss thanks to improved temperature co-efficient caused by 5BB or 9BB perc solar cell
- Strictly control the micro-crack of solar cells and the other non visible defect of internal modules
- Module can bear snow loads up to 5400Pa and wind loads up to 2400Pa
- Manufactured according to and certified international I Quality and Environment Management System
- Using advanced low reflection and high light transmission glass and cell sheet surface cutting technology, in the weak light environment can also play a good performance.



### Temperature Coefficient and Mechanical Characteristics

Nominal Operating Cell Temperature (NOCT)	45°C+/-2°C		Front glass	3.2mm tempered glass
Temperature Coefficient of Pmax	-0.39%/°C		Frame	Anodized aluminium alloy
Temperature Coefficient of VOC	-0.29%/°C		Junction box	PV-*****
Temperature Coefficient of ISC	+0.05%/°C		Connector	Plug and socket
No.of cells	144 (6x24)		1*20'	/
Dimensions	2024mm*1004mm*35mm		1*40'	/
Weight	22.5kg		1*40'HQ	660pcs

### Electrical Characteristics

Model	RL335HP-144	RL340HP-144	RL345HP-144	RL350HP-144	RL355HP-144
Maximum Power at STC(Pmax)	335W	340W	345W	350W	355W
Optimum Operating Voltage (Vmp)	38.6V	38.7V	38.8V	38.95V	39.1V
Optimum Operating Current (Imp)	8.7A	8.8A	8.9A	9.0A	9.1A
Open-Circuit Voltage(Voc)	46.1V	46.3V	46.5V	46.7V	46.9V
Short-Circuit Current (Isc)	9.3A	9.4A	9.5A	9.6A	9.7A
Solar Module Efficiency (%)	16.8	17.1	17.3	17.6	17.8
Operating Temperature	-40to85°C				
Maximum System Voltage	DC1000				
Maximum Series Fuse Rating	15A				
Power Tolerance	0~+3%				

STC:Irradiance 1000W/m<sup>2</sup>,Modules Temperature 25°C,AM=1.5

## Photovoltaic Module Monocrystalline60 Black



### KEY FEATURES

- High module efficiency through superior manufacturing technology
- No power loss thanks to improved temperature co-efficient caused by 5BB or 9BB perc solar cell
- Strictly control the micro-crack of solar cells and the other non visible defect of internal modules
- Module can bear snow loads up to 5400Pa and wind loads up to 2400Pa
- Manufactured according to and certified international I Quality and Environment Management System
- Using advanced low reflection and high light transmission glass and cell sheet surface cutting technology, in the weak light environment can also play a good performance.



### Temperature Coefficient and Mechanical Characteristics


Nominal Operating Cell Temperature (NOCT)	47°C+/-2°C	<table border="1"> <tr> <td>Front glass</td> <td>3.2mm tempered glass</td> </tr> <tr> <td>Frame</td> <td>Anodized aluminium alloy</td> </tr> <tr> <td>Junction box</td> <td>PV-*****</td> </tr> <tr> <td>Connector</td> <td>Plug and socket</td> </tr> <tr> <td>Output cables</td> <td>PV 4.0mm<sup>2</sup>,0.9m</td> </tr> <tr> <td>1*20'</td> <td>400 pcs</td> </tr> <tr> <td>1*40'</td> <td>840 pcs</td> </tr> <tr> <td>1*40'HQ</td> <td>960 pcs</td> </tr> </table>	Front glass	3.2mm tempered glass	Frame	Anodized aluminium alloy	Junction box	PV-*****	Connector	Plug and socket	Output cables	PV 4.0mm <sup>2</sup> ,0.9m	1*20'	400 pcs	1*40'	840 pcs	1*40'HQ	960 pcs
Front glass	3.2mm tempered glass																	
Frame	Anodized aluminium alloy																	
Junction box	PV-*****																	
Connector	Plug and socket																	
Output cables	PV 4.0mm <sup>2</sup> ,0.9m																	
1*20'	400 pcs																	
1*40'	840 pcs																	
1*40'HQ	960 pcs																	
Temperature Coefficient of Pmax	-0.47%/°C																	
Temperature Coefficient of VOC	-0.346%/°C																	
Temperature Coefficient of ISC	+0.036%/°C																	
Solar cell	Mono156*156mm																	
No.of cells	60 (6x10)																	
Dimensions	1640mm*992mm*35mm																	
Weight	17kg																	

### Electrical Characteristics

Model	RL300HM-60	RL305HM-60	RL310HM-60
Maximum Power at STC(Pmax)	300W	305W	310W
Optimum Operating Voltage (Vmp)	31.89V	31.96V	32.04V
Optimum Operating Current (Imp)	9.407A	9.543A	9.675A
Open-Circuit Voltage(Voc)	39.21V	39.29V	39.37V
Short-Circuit Current (Isc)	9.885A	10.082A	10.226A
Solar Cell Efficiency(%)	20.93	21.30	21.66
Solar Module Efficiency (%)	18.44	18.75	19.05
Operating Temperature	-40to85°C		
Maximum System Voltage	DC1000		
Maximum Series Fuse Rating	15A		
Power Tolerance	0~+3%		

STC:Irradiance 1000W/m<sup>2</sup>,Modules Temperature 25°C,AM=1.5

## Photovoltaic Module Monocrystalline72 Black



### KEY FEATURES

- High module efficiency through superior manufacturing technology
- No power loss thanks to improved temperature co-efficient caused by 5BB or 9BB perc solar cell
- Strictly control the micro-crack of solar cells and the other non visible defect of internal modules
- Module can bear snow loads up to 5400Pa and wind loads up to 2400Pa
- Manufactured according to and certified international I Quality and Environment Management System
- Using advanced low reflection and high light transmission glass and cell sheet surface cutting technology, in the weak light environment can also play a good performance.



### Temperature Coefficient and Mechanical Characteristics

Nominal Operating Cell Temperature (NOCT)	47°C+/-2°C	<table border="1"> <tr> <td>Front glass</td> <td>3.2mm tempered glass</td> </tr> <tr> <td>Frame</td> <td>Anodized aluminium alloy</td> </tr> <tr> <td>Junction box</td> <td>PV-*****</td> </tr> <tr> <td>Connector</td> <td>Plug and socket</td> </tr> <tr> <td>Output cables</td> <td>PV 4.0mm<sup>2</sup>,0.9m</td> </tr> <tr> <td>1*20'</td> <td>300 pcs</td> </tr> <tr> <td>1*40'</td> <td>624 pcs</td> </tr> <tr> <td>1*40'HQ</td> <td>715 pcs</td> </tr> </table>	Front glass	3.2mm tempered glass	Frame	Anodized aluminium alloy	Junction box	PV-*****	Connector	Plug and socket	Output cables	PV 4.0mm <sup>2</sup> ,0.9m	1*20'	300 pcs	1*40'	624 pcs	1*40'HQ	715 pcs
Front glass	3.2mm tempered glass																	
Frame	Anodized aluminium alloy																	
Junction box	PV-*****																	
Connector	Plug and socket																	
Output cables	PV 4.0mm <sup>2</sup> ,0.9m																	
1*20'	300 pcs																	
1*40'	624 pcs																	
1*40'HQ	715 pcs																	
Temperature Coefficient of Pmax	-0.47%/°C																	
Temperature Coefficient of VOC	-0.346%/°C																	
Temperature Coefficient of ISC	+0.036%/°C																	
Solar cell	Mono156*156mm																	
No.of cells	72 (6x12)																	
Dimensions	1956mm*992mm*40mm																	
Weight	22kg																	

### Electrical Characteristics

Model	RL350HM-72	RL355HM-72	RL360HM-72	RL365HM-72	RL370HM-72
Maximum Power at STC(Pmax)	350W	355W	360W	365W	370W
Optimum Operating Voltage (Vmp)	38.11V	38.19V	38.27V	38.35V	38.43V
Optimum Operating Current (Imp)	9.184A	9.296A	9.407A	9.518A	9.628A
Open-Circuit Voltage(Voc)	46.89V	46.97V	47.05V	47.13V	47.21V
Short-Circuit Current (Isc)	9.643A	9.764A	9.885A	10.058A	10.178A
Solar Cell Efficiency(%)	20.34	20.63	20.92	21.59	22.02
Solar Module Efficiency (%)	18.04	18.30	18.56	18.86	19.23
Operating Temperature	-40to85°C				
Maximum System Voltage	DC1000				
Maximum Series Fuse Rating	15A				
Power Tolerance	0~+3%				

STC:Irradiance 1000W/m<sup>2</sup>,Modules Temperature 25°C,AM=1.5

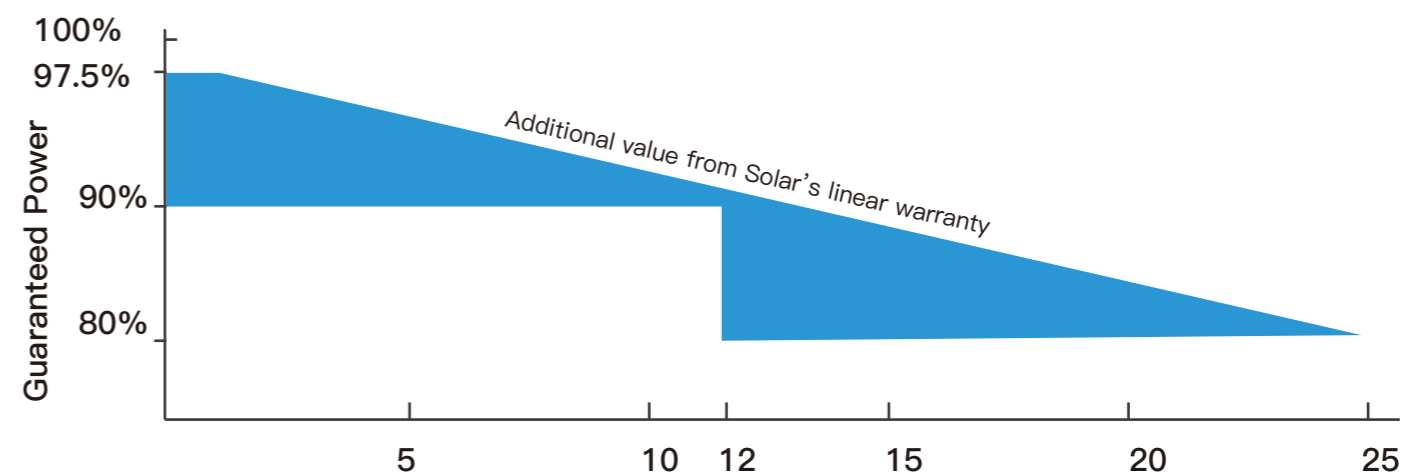


## Monocrystalline Solar Module 60-144 Cells

Model	Pw(Wp)	Voc(V)	Isc(A)	Vm(V)	Im(A)	Cells Eff	Dimension	Weight(Kg)
RL250HM-60	250W	36.91V	9.031A	30.72V	8.138A	17.44	1640*992*35	17
RL260HM-60	260W	37.36V	9.279A	30.92V	8.409A	18.13	1640*992*35	17
RL270HM-60	270W	37.4V	9.626A	31.14V	8.671A	18.83	1640*992*35	17
RL280HM-60	280W	37.44V	9.972A	31.18V	8.98A	19.53	1640*992*35	17
RL290HM-60	290W	39.05V	9.594A	31.74V	9.138A	20.23	1640*992*35	17
RL300HM-60	300W	39.21V	9.885A	31.89V	9.408A	20.93	1640*992*35	17
RL310HM-60	310W	39.37V	10.226A	32.05V	9.675A	21.66	1640*992*35	17
RL300HM-72	300W	44.72V	9.055A	37.39V	8.173A	18.6	1956*992*40	22
RL320HM-72	320W	44.84V	9.515A	37.82V	8.461A	18.9	1956*992*40	22
RL340HM-72	340W	46.74V	9.399A	37.95V	8.959A	19.76	1956*992*40	22
RL350HM-72	350W	46.89V	9.643A	38.11V	9.184A	20.34	1956*992*40	22
RL360HM-72	360W	47.05V	9.885A	38.27V	9.407A	20.92	1956*992*40	22
RL370HM-72	370W	47.21V	10.178A	38.43V	9.628A	21.54	1956*992*40	22
RL380HM-72	380W	47.38V	11.458A	38.59V	9.848A	22.38	1956*992*40	22
RL385HM-72	385W	47.46V	11.589A	38.67V	9.957A	22.64	1956*992*40	22
RL320HM-120	320W	39.86V	10.359A	33.64V	9.513A	22.14	1698*1004*35	18.5
RL325HM-120	325W	40.08V	10.463A	33.82V	9.610A	22.49	1698*1004*35	18.5
RL325HM-120	330W	40.26V	10.577A	33.98V	9.712A	22.83	1698*1004*35	18.5
RL335HM-120	335W	40.43V	10.692A	34.16V	9.807A	23.18	1698*1004*35	18.5
RL340HM-120	340W	40.62V	10.692A	34.22V	9.936A	23.53	1698*1004*35	18.5
RL390HM-144	390W	49.4V	10.1A	41.00V	9.50A	21.70	2024*1004*35	22.5
RL395HM-144	395W	49.6V	10.17A	41.20V	9.57A	21.98	2024*1004*35	22.5
RL400HM-144	400W	49.8V	10.24A	41.40V	9.64A	22.25	2024*1004*35	22.5
RL405HM-144	405W	50V	10.31A	41.60V	9.71A	22.53	2024*1004*35	22.5
RL410HM-144	410W	50.2	10.38A	41.80V	9.78A	22.81	2024*1004*35	22.5

## Polycrystalline Solar Module 60-144 Cells

Model	Pw(Wp)	Voc(V)	Isc(A)	Vm(V)	Im(A)	Cells Eff	Dimension	Weight(Kg)
RL250HP-60	250W	36.9V	9.033A	30.68V	8.15A	17.46	1640*992*35	17
RL260HP-60	260W	37.9V	9.147A	30.92V	8.41A	18.16	1640*992*35	17
RL270HP-60	270W	38.59V	9.039A	31.39V	8.602A	18.86	1640*992*35	17
RL280HP-60	280W	38.75V	9.336A	31.55 V	8.875A	19.56	1640*992*35	17
RL300HP-72	300W	44.71V	8.947A	37.23V	8.06A	17.46	1956*992*40	22
RL310HP-72	310W	44.76V	9.234A	37.32V	8.31A	18.05	1956*992*40	22
RL320HP-72	320W	46.48V	8.896A	37.84 V	8.458A	18.63	1956*992*40	22
RL330HP-72	330W	46.63V	9.143A	37.99 V	8.687A	19.21	1956*992*40	22
RL340HP-72	340W	46.79V	9.388A	38.16 V	8.912A	19.79	1956*992*40	22
RL290HP-120	290W	39.00V	9.67A	32.78V	8.85A	19.36	1698*1004*35	18.5
RL295HP-120	295W	39.20V	9.78A	33.23V	8.88A	19.70	1698*1004*35	18.5
RL300HP-120	300W	38.68V	10.00A	31.52V	9.52A	20.03	1698*1004*35	18.5
RL305HP-120	305W	38.95V	10.03A	31.88V	9.57A	20.36	1698*1004*35	18.5
RL310HP-120	310W	39.27V	10.06A	32.30V	9.60A	20.70	1698*1004*35	18.5
RL355HP-144	355W	46.10V	9.30A	38.60V	8.70A	18.64	2024*1004*35	22.5
RL340HP-144	340W	46.30V	9.40A	38.70V	8.80A	18.92	2024*1004*35	22.5
RL345HP-144	345W	46.50V	9.50A	38.80V	8.90A	19.20	2024*1004*35	22.5
RL350HP-144	350W	46.70V	9.60A	38.95V	9.00A	19.47	2024*1004*35	22.5
RL355HP-144	355W	46.90V	9.70A	39.10V	9.10A	19.75	2024*1004*35	22.5









12 Years Product Workmanship Warranty  
25 Years Power Warranty

# Photovoltaic Module Monocrystalline96



## KEY FEATURES

-  High module efficiency through superior manufacturing technology
-  No power loss thanks to improved temperature co-efficient caused by 5 busbar solar cell
-  Strictly control the micro-crack of solar cells and the other non visible defect of internal modules
-  Module can bear snow loads up to 5400Pa and wind loads up to 2400Pa
-  Manufactured according to and certified international I Quality and Environment Management System
-  Using advanced low reflection and high light transmission glass and cell sheet surface cutting technology, in the weak light environment can also play a good performance.



## Temperature Coefficient and Mechanical Characteristics

Nominal Operating Cell Temperature (NOCT)	45°C+/-2°C	Front glass	3.2mm tempered glass
Temperature Coefficient of Pmax	-0.41%/°C	Frame	Anodized aluminium alloy
Temperature Coefficient of VOC	-0.33%/°C	Junction box	IP67
Temperature Coefficient of ISC	+0.067%/°C	Connector	Plug and socket
Solar cell	Mono156.75*156.75mm	Output cables	PV 4.0mm <sup>2</sup> ,0.9m
No.of cells	96 (8*12)	1*20'	/
Dimensions	1956mm*1310mm*45mm	1*40'	/
Weight	32kg	1*40'HQ	/

## Electrical Characteristics

Model	RL500HM-96
Maximum Power at STC(Pmax)	500W
Optimum Operating Voltage (Vmp)	48.63V
Optimum Operating Current (Imp)	10.29A
Open-Circuit Voltage(Voc)	59.0V
Short-Circuit Current (Isc)	10.87A
Solar Cell Efficiency(%)	22.23
Solar Module Efficiency (%)	19.51
Operating Temperature	-40to85°C
Maximum System Voltage	DC1000
Maximum Series Fuse Rating	15A
Power Tolerance	0~+3%
STC:Irradiance 1000W/m <sup>2</sup> ,Modules Temperature 25°C,AM=1.5	