

## HALF MONO 120PCS SERIES MODULE

Industry leading module power output warranty  
International quality, safety and performance  
certifications.

Manufacturing facility certified to ISO9001 quality  
management system standards.

Beautiful appearance, good durability & easy  
installation.

Special design in accordance with requirements  
of customers.



**FOR PRODUCT DEFECTS IN  
MATERIALS / WORKMANSHIP**



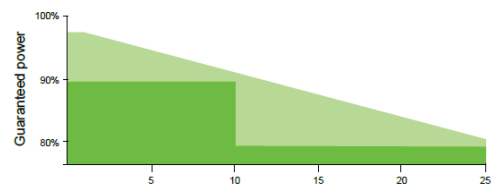
**FOR 90% OF WARRANTED  
MINIMUM POWER OUTPUT**



**FOR 80% OF WARRANTED  
MINIMUM POWER OUTPUT**



**LINEAR WARRANTY**

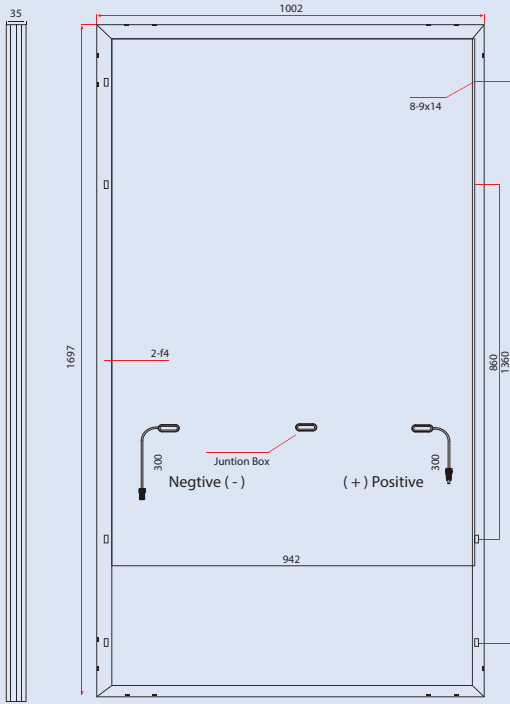




# SR-345/340/335/330/-120M

## Product Specification

### DIMENSIONS AND STRUCTURE



### ELECTRICAL PARAMETERS AT STANDARD TEST CONDITIONS (STC:AM=1.5, 1000W/M2, CELLS TEMPERATURE 25°C )

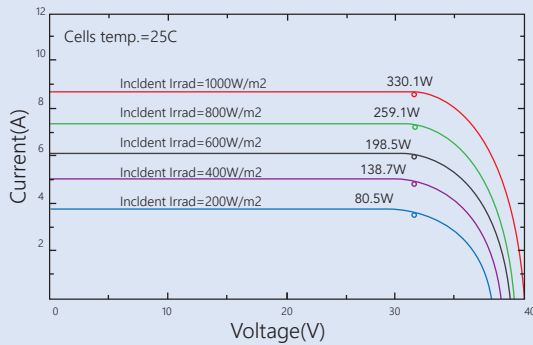
Typical type	345W	340W	335W	330W
Max power (Pmax)	345	340	335	330
Max power voltage (Vmp)	35.14	34.73	34.30	34.00
Max power current (Imp)	9.82	9.79	9.77	9.71
Open circuit voltage (Voc)	41.96	41.55	41.10	40.80
Short circuit current (Isc)	10.58	10.46	10.32	10.26
Module Efficiency (%)	20.44	20.15	19.85	19.55
Max system voltage	DC 1500(TUV)			
Maximum Series Fuse Rating	20A			

### MECHANICAL DATA

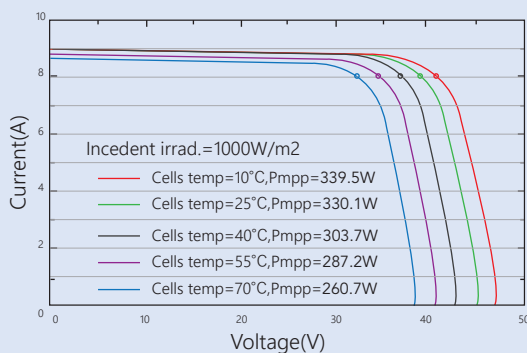
Dimensions	1684×1002×35mm
Weight	19kgs
Front glass	3.2 mm tempered glass
Output cables	4 mm <sup>2</sup> length 300 mm
Connectors	MC4 comootable ≥IP67
Cell type	Mono Cell 158.75*79.375 mm
Number of cells	120 cells in series

### I-V CURVE

#### I-V CURVES AT DIFFERENT IRRADIANCE



#### I-V CURVES AT DIFFERENT TEMPERATURE



### TEMPERATURE CHARACTERISTICS

Temp.Coeff.of Isc(TK Isc)	0.059% / °C
Temp.Coeff.of Voc(TK Voc) °C Temp.Coeff.of	(-0.30%) / °C
Pmax(TK Pmax)	(-0.39%) / °C
Operating temperature	(-40~+85%) °C
Normal operating cell temperature	45±2°C

### PACKING CONFIGURATION

Container	20 GP	40 GP	40 HQ
Pieces per pallet	60	60	65
Pallets per container	6	13	13
Pieces per container	360	780	845

### TESTS,CERTIFICATIONS

Standard tests	IEC 61215, IEC 61730
System certs	ISO 9001, ISO14001
Certifications	CQC,TUV,CE,MCS,CEC,CHUBB
Extreme wind and	Withstand extreme wind(2400 Pascal)
Snow loads testing	Snow loads(5400 Pascal)
Positive tolerance	0~+5W
Junction box	≥IP67

