


BIPRO

GSD7G78M **156-cell**

580 - 600W

Bifacial Dual Glass
10BB Half-cut Mono Perc



SYSTEM & PRODUCT CERTIFICATES

- IEC 61215 / IEC 61730 / UL 61730
- ISO 9001: 2015 Quality Management System
- ISO 14001: 2015 Environment Management System
- ISO 45001: 2018 Occupational Health and Safety Management Systems



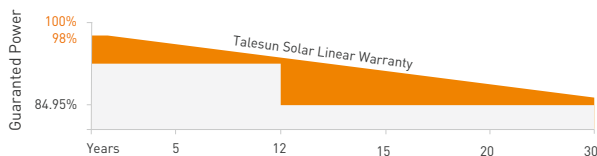
PERFORMANCE WARRANTY

12 Years
Quality Assurance

30 Years
Power Output Guarantee

Linear Performance Warranty

Standard Performance Warranty



KEY FEATURES



10BB Half-cut Cell Technology

New circuit design, lower internal current, lower Rs loss
Ga doped wafer, attenuation <2% (1st year) / ≤0.45% (Linear)



Industry Leading High Yield

Bifacial PERC cell technology,
5%-25% more yield depends on different conditions



Excellent Anti-PID Performance

2 times of industry standard Anti-PID test



Wider Application

No water-permeability and high wear-resistance,
can be widely used in high-humid, windy and dusty area



IP68 Junction Box

High waterproof level

ELECTRICAL CHARACTERISTICS

Testing Condition	STC	NMOT	STC	NMOT	STC	NMOT	STC	NMOT	STC	NMOT
Maximum Power (Pmax/W)	580	432	585	436	590	439	595	443	600	447
Operating Voltage (Vmpp/V)	44.97	41.9	45.11	42.1	45.25	42.2	45.39	42.3	45.53	42.5
Operating Current (Impp/A)	12.90	10.30	12.97	10.35	13.04	10.41	13.11	10.46	13.18	10.52
Open-Circuit Voltage (Voc/V)	53.59	50.4	53.73	50.6	53.87	50.7	54.01	50.8	54.15	51.0
Short-Circuit Current (Isc/A)	13.79	11.12	13.86	11.17	13.93	11.23	14.00	11.28	14.07	11.34
Module Efficiency [%]	20.70		20.90		21.10		21.30		21.50	

STC: Irradiance 1000W/m², Spectra at AM1.5, Module Temperature 25 °C. Power output tolerance: 0~+5W, Test uncertainty for Pmax: ±3%
 NMOT: Irradiance 800W/m², Spectra at AM1.5, Ambient Temperature 20 °C, Wind speed 1m/s

REAR SIDE POWER GAIN(REFERENCE TO 590W FRONT)

Pmax gain	5%	10%	15%	20%	25%
Pmax/W	620	649	679	708	725
Vmpp/V	45.25	45.25	45.25	45.25	45.25
Impp/A	13.69	14.34	15.00	15.65	16.30
Voc/V	53.87	53.87	53.87	53.87	53.87
Isc/A	14.63	16.02	16.02	16.72	17.41

MECHANICAL CHARACTERISTICS

Cell Type	Monocrystalline Silicon (10Busbar)
No. of Cells	156pcs in series (6*26)
Module Dimensions	2465*1134*35mm (97.05*44.65*1.38inches)
Weight	35kg (77.2lbs.)
Front Glass	2.0mm AR Coating Semi-tempered Glass
Back Glass	2.0mm Glazed Semi-tempered Glass
Frame	Anodized Aluminium Alloy
Junction Box	IP68, 3 Bypass Diodes
Output Cables	4mm ² (IEC), 12AWG (UL) 300mm in Length or Customized Length
Connectors	T01/LJQ-3-CSY/MC4/MC4-EV02

APPLICATION CONDITIONS

Maximun System Voltage	1500V/DC
Operating Temperature	-40° C~+85° C
Maximun Series Fuse	30A
Safety Protection Class	Class II
Mechanical Load	Front side 5400Pa Back side 2400Pa
Refer. Bifaciality Factor	70%±5%

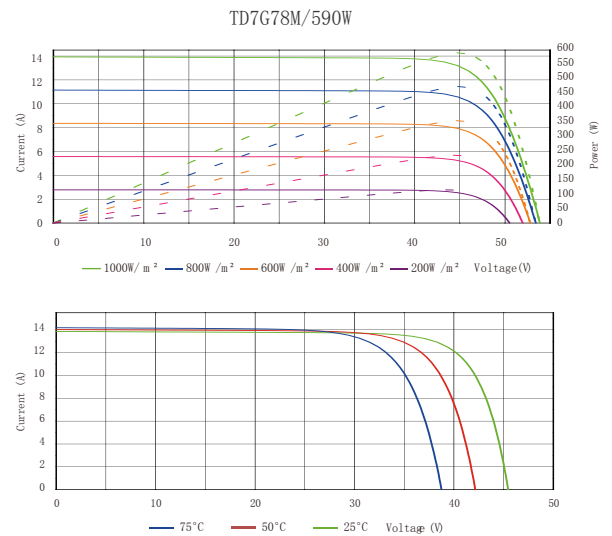
TEMPERATURE CHARACTERISTICS

Temperature Coefficient of Pmax	-0.35%/° C
Temperature Coefficient of Voc	-0.26%/° C
Temperature Coefficient of Isc	+0.048%/° C
Nominal Module Operating Temperature(NMOT)	43±2° C

PACKING CONFIGURATION

Pieces Per Pallet	31	31 (USA)
Pieces Per Container(40'HQ)	496	496

I-V CURVE



TECHNICAL DRAWINGS

