

S1-450-144M

450W

Highest power output

20.37%

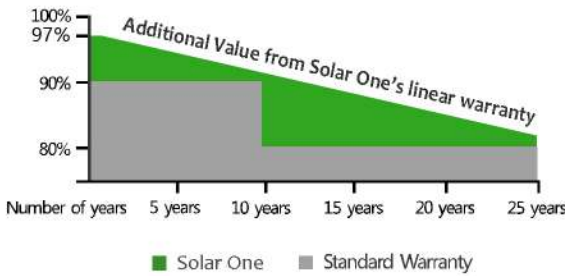
Module efficiency

12 years

Material & Workmanship warranty


25 years





Linear power output warranty



S1-450-144M
S1-440-144M

S1-445-144M
S1-435-144M



-  166mm mono-PERC cell
-  MBB technology
-  Half-cell technology
-  Positive tolerance offer

-  Lower risk of micro-crack
-  Better shading tolerance
-  Certified for salt/ammonia corrosion resistance
-  Load certificates: wind to 2400Pa and snow to 5400Pa
-  Lower LCOE and BOS



Electrical Characteristics at Standard Test Conditions(STC)

Module Type	S1-450-144M	S1-445-144M	S1-440-144M	S1-435-144M
Maximum Power - Pmax (W)	450	445	440	435
Open Circuit Voltage - Voc (V)	50	49.8	49.6	49.4
Short Circuit Current - Isc (A)	11.5	11.42	11.34	11.26
Maximum Power Voltage - Vmpp (V)	41.4	41.2	41	40.8
Maximum Power Current - Impp (A)	10.87	10.81	10.74	10.67
Module Efficiency	20.37%	20.14%	19.92%	19.69%

Standard Test Conditions (STC): irradiance 1,000 W/m²; AM 1.5; module temperature 25°C. Pmax Sorting : 0~5W. Measuring Tolerance: ±3%.

Remark: Electrical data do not refer to a single module and they are not part of the offer. They only serve for comparison among different module types.

Electrical Characteristics at Normal Operating Cell Temperature(NOCT)

Module Type	S1-450-144M	S1-445-144M	S1-440-144M	S1-435-144M
Maximum Power - Pmax (W)	335.2	331.7	328	324.3
Open Circuit Voltage - Voc (V)	46.6	46.4	46.2	46
Short Circuit Current - Isc (A)	9.29	9.22	9.16	9.09
Maximum Power Voltage - Vmpp (V)	38.4	38.2	38.1	37.9
Maximum Power Current - Impp (A)	8.73	8.67	8.61	8.55

Normal Operating Cell Temperature(NOCT) : irradiance 800W/m²; wind speed 1 m/s ; ambient temperature 20°C. Measuring Tolerance: ±3%.

Temperature Characteristics

NOCT	45°C (±2°C)
Voltage Temperature Coefficient	-0.27%/°C
Current Temperature Coefficient	+0.048%/°C
Power Temperature Coefficient	-0.35%/°C

Maximum Ratings

Maximum System Voltage [V]	1000
Series Fuse Rating [A]	20

Material Characteristics

Dimensions	2108×1048×35mm (L×W×H)
Weight	24.4kg
Frame	Silver anodized aluminum profile
Front Glass	White toughened safety glass, 3.2 mm
Cell Encapsulation	EVA (Ethylene-Vinyl-Acetate)
Back Sheet	Composite film
Cells	12×12 pieces monocrystalline solar cells series strings
Junction Box	IP68, 3 diodes
Cable&Connector	Potrait: 500 mm (cable length can be customized) , 1×4 mm ² , compatible with MC4

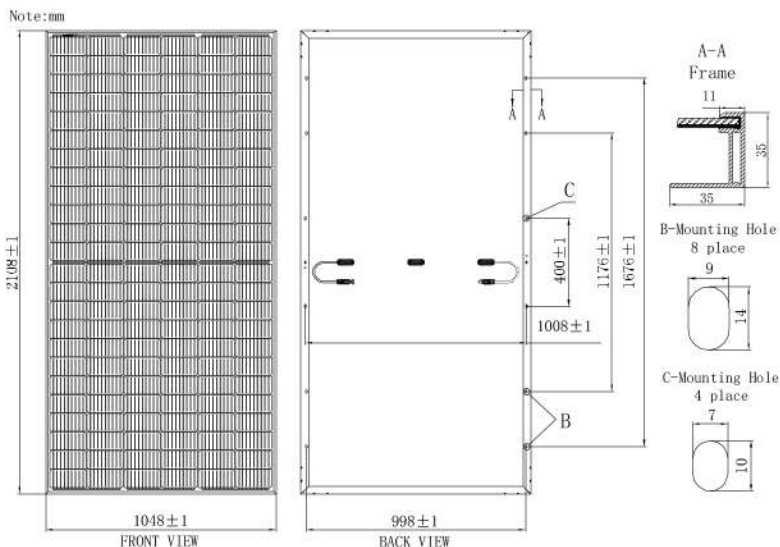
Packaging

Dimensions(L×W×H)	2140×1105×1168mm
Container20'	150
Container40'	330
Container40'HC	660

System Design

Temperature Range	-40 °C to + 85 °C
Withstanding Hail	Maximum diameter of 25 mm with impact speed of 23 m·s ⁻¹
Maximum Surface Load	5,400 Pa
Application class	Class A

Dimensions



IV-Curves

