



SOLAR PANEL

12V POLYCRYSTALLIN

- 12V POLYCRYSTALLIN SOLAR PANEL WITH HIGHLY EFFICIENT CELLS
- THEIR MULTI-LAYER STRUCTURE ENSURES EXCEPTIONAL OUTPUT, EVEN UNDER WEAK LIGHT OR EXTREME HEAT.
- THE ANTI-HOT SPOT SYSTEM PROTECTS THE PANEL AGAINST OVERVOLTAGE CELLS THAT CAN FUNCTION EVEN WHEN THE CELLS ARE COVERED (SHADOWS)
- THEIR HIGHLY TRANSMISSIBLE TEMPERED GLASS AND THE ANODIZED ALUMINIUM FRAME PRESERVE THEM FROM EXTERNAL DAMAGE (IMPACTS, OXIDATION, CORROSION).



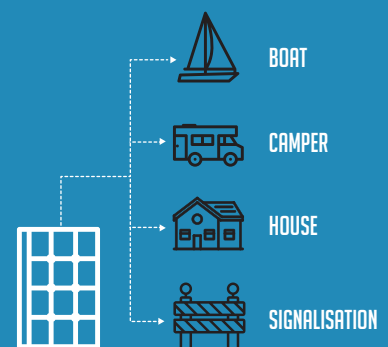
TEMPERED GLASS, HIGH TRANSMISSIBILITY

EVA RESIN 0,45MM

FRAME (ANODISED ALUMINIUM)

5BB (5 BUSBARS)

ULTRA RAPID CONNECTORS MC4



PRODUCT SPECIFICATION

SR10-130W POLY

ELECTRICAL PARAMETERS AT STANDARD TEST CONDITIONS

[STC:AM=1.5, 1000W/M2, CELLS TEMPERATURE 25°C]

Typical type	10W	15W	20W	25W	30W	40W	50W	60W
Max power (Pmax)	10	15	20	25	30	40	50	60
Max power voltage (Vmp)	17.80	17.40	17.30	17.60	17.30	17.80	17.80	17.60
Max power current (Imp)	0.57	0.87	1.16	1.43	1.74	2.25	2.81	3.41
Open circuit voltage (Voc)	22.40	21.50	21.70	21.80	21.70	22.40	22.40	22.40
Short circuit current (Isc)	0.61	0.95	1.26	1.51	1.89	2.38	2.97	3.61
Module Efficiency (%)	11.76	12.25	11.90	13.23	13.18	14.52	13.82	13.77
Dimension (MM)	340*250*17	340*360*17	480*350*25	540*350*25	650*350*25	540*510*25	540*670*30	650*670*30
Weight (KG)	1	1.5	2	2.2	2.6	3.2	4.2	5
Maximum Series Fuse Rating	10A							
Max system voltage	DC 600(TUV)							

Typical type	70W	80W	85W	90W	100W	110W	120W	130W
Max power (Pmax)	70	80	85	90	100	110	120	130
Max power voltage (Vmp)	17.20	18.10	17.60	17.80	17.80	17.80	17.80	17.80
Max power current (Imp)	4.07	4.42	4.83	5.06	5.62	6.18	6.74	7.30
Open circuit voltage (Voc)	21.60	22.60	22.40	22.60	22.40	21.40	21.40	22.40
Short circuit current (Isc)	4.31	4.68	5.12	5.36	5.95	6.55	7.15	8.39
Module Efficiency (%)	13.57	12.25	14.10	14.93	14.93	14.66	14.56	15.52
Dimension (MM)	770*670*30	770*670*30	900*670*30	900*670*30	1000*670*30	1120*670*30	1230*670*30	1250*670*30
Weight (KG)	6	6	7	7	8	8.6	9.6	9.8
Maximum Series Fuse Rating	10A							
Max system voltage	DC 600(TUV)							

TEMPERATURE CHARACTERISTICS

Temp.Coeff.of Isc(TK Isc)	0.05% / °C
Temp.Coeff.of Voc(TK Voc) °C Temp.Coeff.of	(-0.32%) / °C
Pmax(TK Pmax)	(-0.41%) / °C
Operating temperature	(-40~+85%) °C
Normal operating cell temperature	45±2°C

TESTS,CERTIFICATIONS,CABLE

Standard tests	IEC 61215, IEC 61730
System certs	ISO 9001, ISO14001
Certifications	CQC,CE
Withstand extreme wind	Withstand extreme wind (1800 Pascal)
Snow loads testing	Snow loads (3600 Pascal)
Positive tolerance	0~+3%W
Junction box	Above 100w with 900mm length cable Under 100w without cable



FOR PRODUCT DEFECTS IN MATERIALS I WORKMANSHIP



FOR 90% OF WARRANTED MINIMUM POWER OUTPUT



FOR 80% OF WARRANTED MINIMUM POWER OUTPUT



LINEAR WARRANTY



OHSAS 18001

ISO 9001

ISO 14001