


# BIPRO

GSD7G54M **108-cell**

**395 - 415W**

Bifacial Dual Glass  
10BB Half-cut Mono Perc



## SYSTEM & PRODUCT CERTIFICATES

- IEC 61215 / IEC 61730 / UL 61730
- ISO 9001: 2015 Quality Management System
- ISO 14001: 2015 Environment Management System
- ISO 45001: 2018 Occupational Health and Safety Management Systems



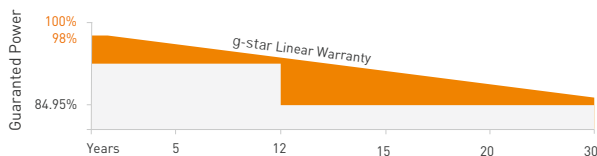
## PERFORMANCE WARRANTY

**12** Years  
Quality Assurance

**30** Years  
Power Output Guarantee

Linear Performance Warranty

Standard Performance Warranty



## KEY FEATURES



### 10BB Half-cut Cell Technology

New circuit design, lower internal current, lower  $R_s$  loss  
Ga doped wafer, attenuation  $<2\%$  (1st year) /  $\leq 0.45\%$  (Linear)



### Industry Leading High Yield

Bifacial PERC cell technology,  
5%-25% more yield depends on different conditions



### Excellent Anti-PID Performance

2 times of industry standard Anti-PID test



### Wider Application

No water-permeability and high wear-resistance,  
can be widely used in high-humid, windy and dusty area



### IP68 Junction Box

High waterproof level

## ELECTRICAL CHARACTERISTICS

Testing Condition	STC	NMOT	STC	NMOT	STC	NMOT	STC	NMOT	STC	NMOT
Maximum Power (Pmax/W)	395	294	400	298	405	302	410	306	415	310
Operating Voltage (Vmpp/V)	30.85	28.8	31.05	29.0	31.24	29.2	31.43	29.3	31.64	29.6
Operating Current (Impp/A)	12.81	10.23	12.89	10.30	12.97	10.36	13.05	10.42	13.13	10.48
Open-Circuit Voltage (Voc/V)	36.75	34.6	37.00	34.8	37.25	35.1	37.50	35.3	37.75	35.5
Short-Circuit Current (Isc/A)	13.69	11.04	13.78	11.11	13.86	11.17	13.94	11.24	14.02	11.30
Module Efficiency [%]	20.22		20.48		20.73		21.00		21.25	

STC: Irradiance 1000W/m<sup>2</sup>, Spectra at AM1.5, Module Temperature 25°C. Power output tolerance: 0~+5W, Test uncertainty for Pmax: ±3%  
 NMOT: Irradiance 800W/m<sup>2</sup>, Spectra at AM1.5, Ambient Temperature 20°C, Wind speed 1m/s

## REAR SIDE POWER GAIN(REFERENCE TO 410W FRONT)

Pmax gain	5%	10%	15%	20%	25%
Pmax/W	431	451	472	492	513
Vmpp/V	31.43	31.43	31.43	31.43	31.43
Impp/A	13.70	14.36	15.01	15.66	16.31
Voc/V	37.50	37.50	37.50	37.50	37.50
Isc/A	14.65	15.35	16.04	16.74	17.44

## MECHANICAL CHARACTERISTICS

Cell Type	Monocrystalline Silicon (10Busbar)
No. of Cells	108pcs in series (6*18)
Module Dimensions	1722*1134*30mm (67.80*44.65*1.18inches)
Weight	25.5kg (56.22lbs)
Front Glass	2.0mm AR Coating Semi-tempered Glass
Back Glass	2.0mm Glazed Semi-tempered Glass
Frame	Anodized Aluminium Alloy
Junction Box	IP68, 3 Bypass Diodes
Output Cables	4mm <sup>2</sup> (IEC), 12AWG (UL) 300mm in Length or Customized Length
Connectors	T01/LJQ-3-CSY/MC4/MC4-EV02

## APPLICATION CONDITIONS

Maximun System Voltage	1500V/DC
Operating Temperature	-40° C~+85° C
Maximun Series Fuse	30A
Safety Protection Class	Class II
Mechanical Load	Front side 5400Pa Back side 2400Pa
Refer. Bifaciality Factor	70%±5%

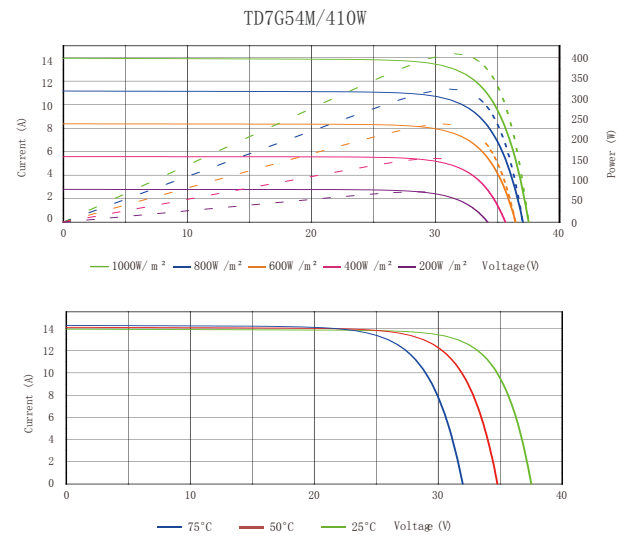
## TEMPERATURE CHARACTERISTICS

Temperature Coefficient of Pmax	-0.35%/°C
Temperature Coefficient of Voc	-0.26%/°C
Temperature Coefficient of Isc	+0.048%/°C
Nominal Module Operating Temperature(NMOT)	43±2° C

## PACKING CONFIGURATION

Pieces Per Pallet	36	36 (USA)
Pieces Per Container(40'HQ)	936	720

## I-V CURVE



## TECHNICAL DRAWINGS

