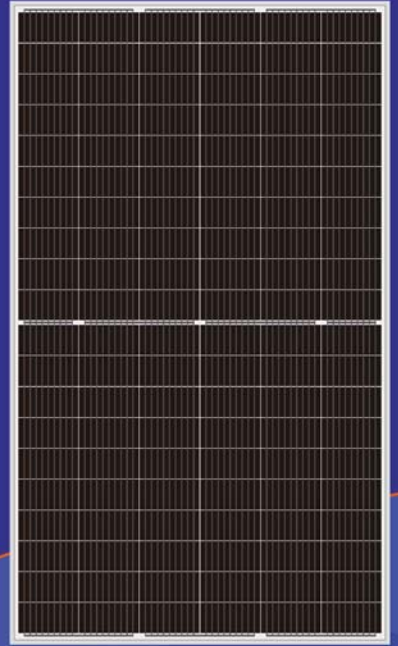


Half-Cell High Efficiency PV Module

9BB

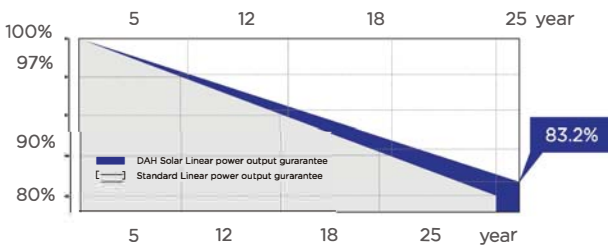
158.75^{mm}

HCM60X9
325W-340W



QUALITY GUARANTEE

LINEAR POWER OUTPUT GUARANTEE









10 years 10-year material & technology warranty

25 years 25-year linear power output warranty

0~+5W
Positive Tolerance

20.13%
Max Module Eff.(%)

PRODUCT PERFORMANCE ADVANTAGE

-  Excellent space utilization performance, increasing power density effectively and reducing costs
-  Reducing the temperature of the solar module hot spot battery above 20°C , to ensure system stability and reliability
-  Larger Size of Light Receiving Area, Higher Solar Panel Power, Lower System Cost
-  Lower temperature coefficient, zero depth reflection increasing
-  More Busbars, the Less of Broken and cracking , As the Narrowed Cell Bus Bar Width,the Light Receiving Area and Power are Increased too
-  Reducing the loss of current mismatch and resistance



Top runner of smart solar system

Factory Address: No.358 Tianhe Road, Luyang Industrial Park, Hefei City, Anhui, China

Office Address: No.1201 Huguang Rd. Hefei City, Anhui, China

Email: info@soliswatt.com

Tel: +86-551-65176633

Half-Cell High Efficiency PV Module

HCM60X9 325W-340W

Design	Mechanical Specification																		
	<table border="1"> <tr> <td>Cells Type</td> <td>Mono 158.75×79.375mm</td> </tr> <tr> <td>Weight</td> <td>19kg</td> </tr> <tr> <td>Dimension (L×W×T)</td> <td>1686×1002×35mm</td> </tr> <tr> <td>Cable</td> <td>4.0mm²; Portrait: N 400mm /P 300mm, Landscape: N 1200mm /P 1200mm</td> </tr> <tr> <td>No. of Cells</td> <td>120 (6×20)</td> </tr> <tr> <td>Glass</td> <td>3.2 mm High Transmission, Antireflection Coating</td> </tr> <tr> <td>Junction box</td> <td>IP68, 3 Bypass Diodes</td> </tr> <tr> <td>Connector</td> <td>QC4 or MC4 Compatible</td> </tr> <tr> <td>Packing</td> <td>30pcs/pallet, 360pcs/20GP, 845pcs/40HQ</td> </tr> </table>	Cells Type	Mono 158.75×79.375mm	Weight	19kg	Dimension (L×W×T)	1686×1002×35mm	Cable	4.0mm ² ; Portrait: N 400mm /P 300mm, Landscape: N 1200mm /P 1200mm	No. of Cells	120 (6×20)	Glass	3.2 mm High Transmission, Antireflection Coating	Junction box	IP68, 3 Bypass Diodes	Connector	QC4 or MC4 Compatible	Packing	30pcs/pallet, 360pcs/20GP, 845pcs/40HQ
	Cells Type	Mono 158.75×79.375mm																	
	Weight	19kg																	
	Dimension (L×W×T)	1686×1002×35mm																	
Cable	4.0mm ² ; Portrait: N 400mm /P 300mm, Landscape: N 1200mm /P 1200mm																		
No. of Cells	120 (6×20)																		
Glass	3.2 mm High Transmission, Antireflection Coating																		
Junction box	IP68, 3 Bypass Diodes																		
Connector	QC4 or MC4 Compatible																		
Packing	30pcs/pallet, 360pcs/20GP, 845pcs/40HQ																		
Operating Parameters	<table border="1"> <tr> <td>Maximum system voltage</td> <td>1000V/1500V DC</td> </tr> <tr> <td>Operating Temperature</td> <td>-40 - +85℃</td> </tr> <tr> <td>Maximum series fuse rating</td> <td>20A</td> </tr> <tr> <td>Snow load, frontside</td> <td>5400Pa</td> </tr> <tr> <td>Wind load, backside</td> <td>2400Pa</td> </tr> <tr> <td>Nominal operating cell temperature</td> <td>45℃±2℃</td> </tr> <tr> <td>Application level</td> <td>Class A</td> </tr> </table>	Maximum system voltage	1000V/1500V DC	Operating Temperature	-40 - +85℃	Maximum series fuse rating	20A	Snow load, frontside	5400Pa	Wind load, backside	2400Pa	Nominal operating cell temperature	45℃±2℃	Application level	Class A				
Maximum system voltage	1000V/1500V DC																		
Operating Temperature	-40 - +85℃																		
Maximum series fuse rating	20A																		
Snow load, frontside	5400Pa																		
Wind load, backside	2400Pa																		
Nominal operating cell temperature	45℃±2℃																		
Application level	Class A																		

Electrical Characteristics(STC)				
Module Type	HCM60X9-325W	HCM60X9-330W	HCM60X9-335W	HCM60X9-340W
Maximum Power (Pmax)	325W	330W	335W	340W
Open-circuit Voltage (Voc)	41.2V	41.4V	41.6V	41.8V
Maximum Power Voltage (Vmp)	33.9V	34.2V	34.5V	34.7V
Short-circuit Current (Isc)	10.08A	10.14A	10.25A	10.32A
Maximum Power Current (Imp)	9.59A	9.65A	9.71A	9.80A
Module Efficiency (%)	19.24%	19.53%	19.83%	20.13%
Power Tolerance	0-+5W			
Temperature Coefficient of Isc	0.05%/℃			
Temperature Coefficient of Voc	-0.29%/℃			
Temperature Coefficient of Pmax	-0.37%/℃			
Standard Test Environment	Irradiance 1000w/m ² , Cell temperature 25℃, Spectrum AM1.5			

Electrical Characteristics(NOCT)				
Module Type	HCM60X9-325W	HCM60X9-330W	HCM60X9-335W	HCM60X9-340W
Maximum Power(Pmax)	245W	249W	253W	257W
Open-circuit Voltage(Voc)	39.4V	39.7V	40.1V	40.7V
Maximum Power Voltage(Vmp)	32.1V	32.4V	32.7V	33.0V
Short-circuit Current(Isc)	8.11A	8.18A	8.22A	8.28A
Maximum Power Current(Imp)	7.63A	7.69A	7.74A	7.79A
Standard Test Environment	Irradiance 800w/m ² , Cell temperature 20℃, Spectrum AM1.5, Wind speed 1m/s			



Top runner of smart solar system

Factory Address: No.358 Tianhe Road, Luyang Industrial Park, Hefei City, Anhui, China

Office Address: No.1201 Huguang Rd. Hefei City, Anhui, China

Email: info@soliswatt.com

Tel: +86-551-65176633