

We Make Solar Evolve

ELiTe POLY

Polycrystalline Module

ET-P648215WW/WB 215W

ET-P648210WW/WB 210W

ET-P648205WW/WB 205W



Rich Product Portfolio & Innovative Product Strategy, satisfy customer needs to the best, and keep the customers' overall costs to the lowest.



High Conversion Efficiency

Industry-leading processing techniques realize great module efficiency to a maximum of 16.37%, steady power output guaranteed.



Anti-reflective Coating and Reduce O&M Costs

Easier to clean by rainwater to remove dirt on the glass surface, making higher power output and lower maintenance costs.



0 to +5W

0 to +5W Positive Tolerance

Gain more power yields than expected.



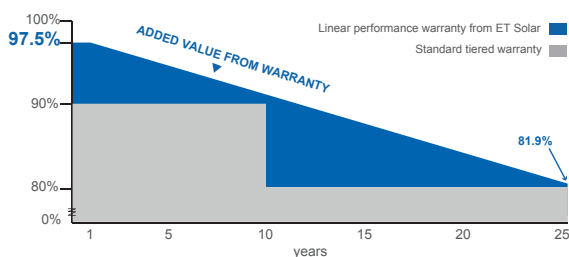
Excellent Loading Capability

2400Pa wind loads, 5400Pa snow loads.
Durable and long-lasting.



Top-quality & Trustworthy Product

Rigorous Quality Management System built.
Multiple internationally recognized PV industry standard certifications attained.



25 25-year performance warranty

10 10-year warranty on materials and workmanship

IEC 61215 Ed.2
IEC 61730
IEC 61701
IEC 62716



www.etsolar.com

M/ET-PD-EN-EU2017V2

ELECTRICAL SPECIFICATIONS

Model Type	ET-P648215WW	ET-P648210WW	ET-P648205WW
	ET-P648215WB	ET-P648210WB	ET-P648205WB
Peak Power (Pmax)	215W	210W	205W
Module Efficiency	16.37%	15.99%	15.61%
Maximum Power Voltage (Vmp)	24.74V	24.50V	24.35V
Maximum Power Current (Imp)	8.69A	8.57A	8.42A
Open Circuit Voltage (Voc)	30.71V	30.34V	30.31V
Short Circuit Current (Isc)	9.28A	9.17A	9.04A
Power Tolerance		0 to +5W	
Operating Temperature		- 40 ~ + 85°C	
Maximum System Voltage		DC 1000V	
Nominal Operating Cell Temperature		45±2°C	
Fire Safety		Class C	
Maximum Series Fuse Rating		20A	

MECHANICAL SPECIFICATIONS

Cell Type	156.75 mm x 156.75 mm
Number of Cells	48 cells in series
Weight	15 kg (33.07 lbs)
Dimension	1324×992×35 mm (52.13×39.06×1.38 inch)
Max Load	5400 Pascals (112 lb/ft²)
Junction Box	≥IP67 rated
Connector	MC4 Compatible
Output cable	PV 1-F 4mm²

TEMPERATURE COEFFICIENT

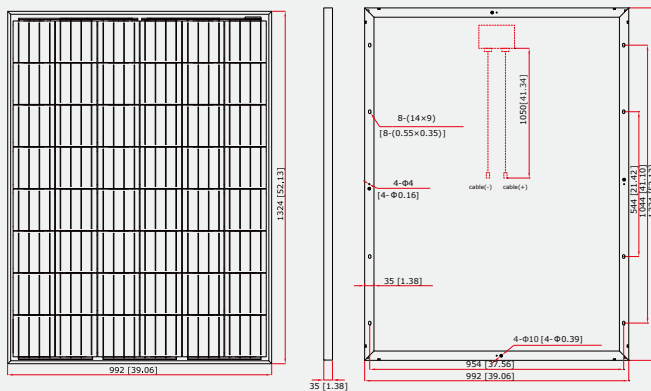
Temp. Coeff. of Isc (TK Isc)	0.04% /°C
Temp. Coeff. of Voc (TK Voc)	-0.34% /°C
Temp. Coeff. of Pmax (TK Pmax)	-0.41% /°C

PACKING MANNER

Container	20' GP	40' GP
Pieces per Pallet	30	30
Pieces per Container	480	960

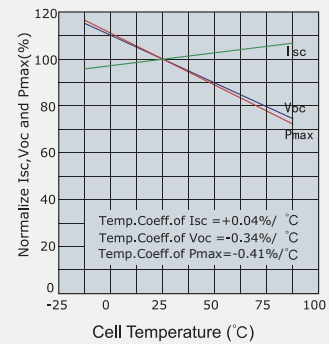
PHYSICAL CHARACTERISTICS

Unit:mm (inch)

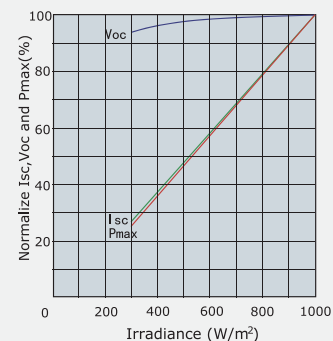


ELECTRICAL CHARACTERISTICS

Temperature Dependence of Isc, Voc and Pmax



Irradiance Dependence of Isc, Voc and Pmax (AM1.5, Cell Temperature 25°C)



Note: the specifications are obtained under the Standard Test Conditions (STCs): 1000 W/m² solar irradiance, 1.5 Air Mass, and cell temperature of 25°C. The NOCT is obtained under the Test Conditions: 800 W/m², 20°C ambient temperature, 1m/s wind speed, AM 1.5 spectrum.

Please contact support@etsolar.com for technical support. The actual transactions will be subject to the contracts. This parameters is for reference only and it is not a part of the contracts. The specifications are subject to change without prior notice.