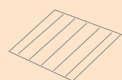


## 0322.1515 High performance module

# M340-60-b NICER 3

Glass-film / Mono HiR full-square / 340Wp /  
Full Black / NICER 3 frame



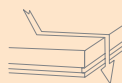
n-type HiR full-square technology



Meets highest aesthetic requirements



Withstands loads of up to 8000 N/m<sup>2</sup>



Snow and soiling cannot stick



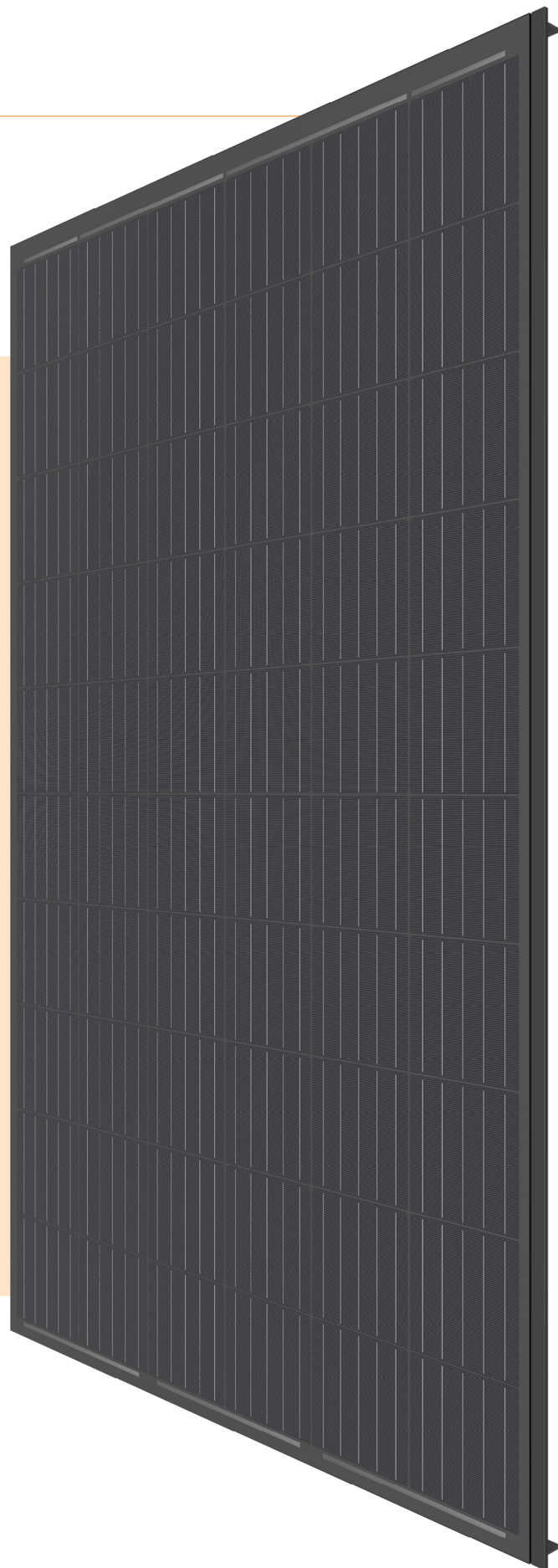
Optimized low-light performance



Full traceability of all raw materials



Swiss development and warranty



The NICER roof-integrated system allows for a flush-mounted installation and a homogenous appearance. It guarantees fast installation times, top level cost efficiency for large-scale projects and waterproofness at inclinations of only 3 degrees.

## Electrical data STC

Nominal power (Pmpp)	340 Wp
Nominal voltage (Umpp)	34.5 V
Nominal current (Impp)	9.87 A
Open circuit voltage (Uoc)	40.6 V
Short circuit current (Isc)	11.00 A
Cell efficiency	23.80 %
Module efficiency	20.00 %
Power sorting	-0/+ 5 %

STC (Standard Test Conditions): irradiance 1000 W/m<sup>2</sup>, cell temperature 25°C, AM 1.5  
Measuring tolerances ±3 % (Pmpp); ±10 % (Umpp, Impp, Uoc, Isc)

## Electrical data at partial load

800 W/m<sup>2</sup>

Nominal power (Pmpp)	252 Wp
Nominal voltage (Umpp)	32.6 V
Nominal current (Impp)	7.75 A
Open circuit voltage (Uoc)	38.4 V
Short circuit current (Isc)	8.88 A

Measuring tolerances ±5 % (Pmpp); ±10 % (Umpp, Impp)

## Thermal properties

Nominal operating cell temperature (NOCT)	45 ± 2 °C
Temperature coefficient Uoc	-0.29 %/°C
Temperature coefficient Isc	+0.049 %/°C
Temperature coefficient Pmpp	-0.39 %/°C

## Operating conditions

Temperature range	-40 ... +85 °C
Max. system voltage	1000 V
Max. string fuse	20 A
Max. snow loads *	Up to 8'000 N/m <sup>2</sup>
Hail resistance	Ø30 mm at 23 m/s Hail protection class 3
Application class (acc. to IEC/EN 61730)	A


## Fire protection

Top layer is made of heat-resistant glass. The component is considered to be non-combustible material as defined by the Cantonal Fire Insurances.

Protection class	II
Standards	IEC/EN 61215, 61730
Salt spray test	IEC/EN 61701 I+II
Ammonium corrosion test	IEC/EN 62716

\* Max. possible forces acting on the module. The maximum values in mounted condition depend on the substructure as well as the installation situation. If the requirements are higher than IEC/EN 61215, a project-specific dimensioning of the mounting system is necessary.

## Technical drawing

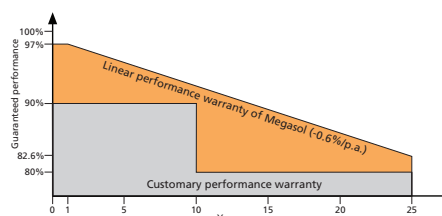


## General data

Laminate structure	Glass-foil
Cell type	Megasol Mono HiR, deep black
Cell size	G1 Full-square 158.75 mm
Number of cells (matrix)	60 (6x 10)
Colour between cells	Black
Frame	NICER 3 Aluminium, anodized black (RAL 9005)
Front side	3.2 mm solar glass High-transmission, tempered/toughened, nano-finished/antireflective surface
Encapsulation material	EVA with lowest yellowness index
Back side	Three-layer build-up (Polyester / PET / Tedlar) with lowest water vapour permeability
Junction box	3 bypass diodes, IP 67
Cable cross section	4 mm <sup>2</sup>
Connectors	Original Stäubli MC4
Dimensions (LxWxH) ±3.0 mm	1045x 1671 x57 mm
Modular dimensions (LxW)	1016x 1676 mm
Weight	22 kg

## Quality and warranty

Quality characteristics	PID-free (no potential induced degradation) Yield-optimized low-light performance Full traceability of all raw materials
Product warranty	10 years
Linear performance warranty	25 years



Relative efficiency level in relation to the minimal output (%). At least 97% of the minimum output during the first year. Afterwards, max. 0.6% degradation per annum. At least 91.6% of the minimum output after 10 years. At least 82.6% of the minimum output after 25 years. All data within the measuring tolerances. Warranties according to the respective latest Megasol Warranty Conditions which can be found on [www.megasol.ch/warranty](http://www.megasol.ch/warranty).



E-mail: [info@megasol.ch](mailto:info@megasol.ch)  
Hotline: +41 62 919 90 90  
[www.megasol.ch](http://www.megasol.ch)



Megasol partner