

# Lithium Iron Phosphate (LiFePO4) Battery

## LFP12.8V84AH

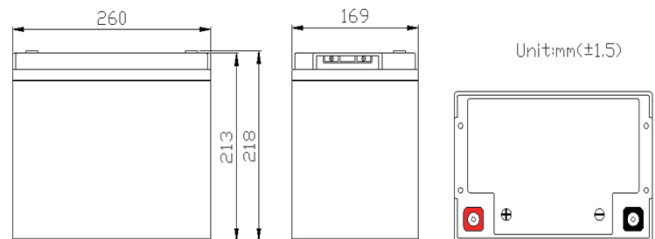
### Features

- ◆ Using the technology of lithium iron phosphate cell, superior safety, thousands of cycles, 100%DOD, under normal conditions
- ◆ Built-in automatic protection for over-charge, over discharge, over current and over temperature
- ◆ Maintenance free
- ◆ Internal cell balancing
- ◆ Lighter weight: About 40% ~50% of the weight of a comparable lead acid battery.
- ◆ Can be charged using most standard lead-acid charges (set)
- ◆ Wider temperature range:-20°C~60°C
- ◆ Support for serial application expansion (up to 51.2V)



### Application

- ◆ UPS
- ◆ Solar & Wind power system
- ◆ Golf Cart
- ◆ Electric vehicle , E-bike, E-rickshaw e.g.
- ◆ Lighting



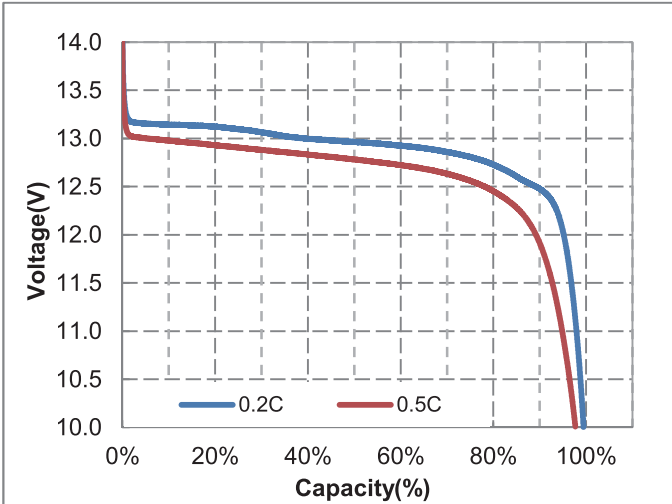
### General Specifications

Electrical Characteristics	Nominal Voltage	12.8V
	Nominal Capacity	84Ah@0.2C
	Energy	1075.2Wh
	Internal Resistance	45≤mΩ
	Cycle Life	>3000 Cycles @ 0.2C Charge/Discharge at 100%DOD,End of Life 70% Capacity.
	Months Self Discharge	≤3.5% per month at 25°C
Standard Charge	Charge Voltage	14.6±0.2V
	Charge Mode (CC/CV)	At 0°C~45°C temperature, charged to 14.6V at a constant current of 0.2C5A, and then,changed continuously with constant voltage of 14.6V until the current was not more than 0.02C5A.
	Charger Current	16.8A
	Max.Charge Current	42A
Standard Discharge	Discharge Current	16.8A
	Max. Continuous Current	60A
	Max.Pulse Current	120A(<3S)
	Disxcharge Cut-off Voltage	10.0V
Environmental	Charge Temperature	0°C to 45°C(32°F to 113°F) @60±25% Relative Humidity
	Disxcharge Temperature	-20°C to 60°C(-4°F to 140°F) @60±25% Relative Humidity
	Storage Temperature	0°C to 45°C(32°F to 113°F) @60±25% Relative Humidity
	Water Dust Resistance	IP55
Mechanical	Cell & Method	IFR32700 N60, 4S14P
	Plastic Case	ABS
	Dimension(L*W*H*TH)	260*169*213*218mm
	Weight	Approx. 10.2Kg
	Terminal	M8

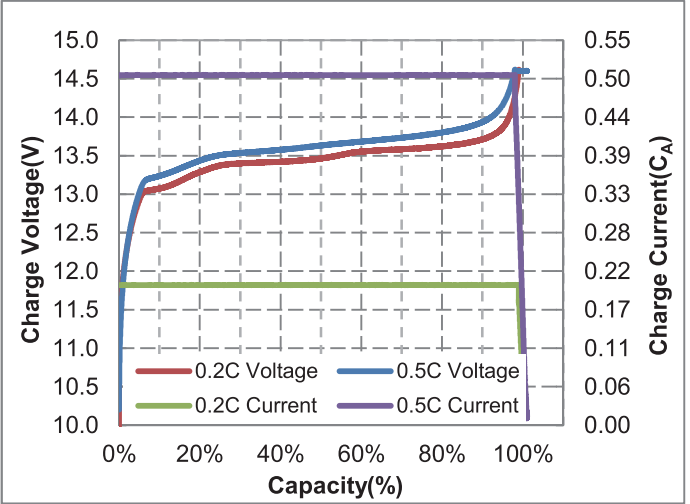
# Lithium Iron Phosphate (LiFePO4) Battery

## LFP12.8V84AH

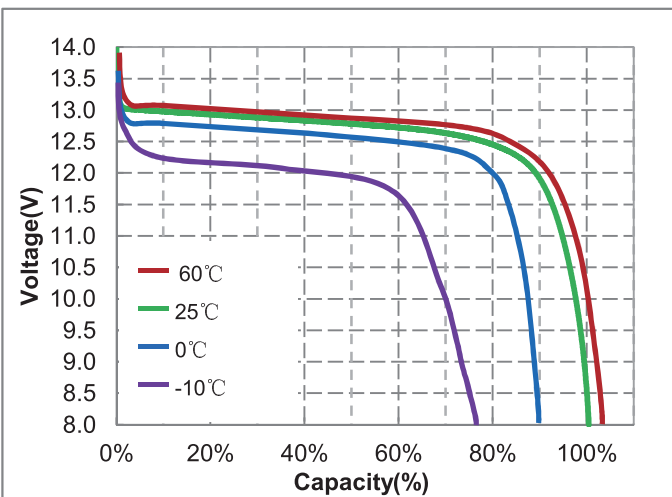
**Different Rate Discharge Curve @ 25°C**



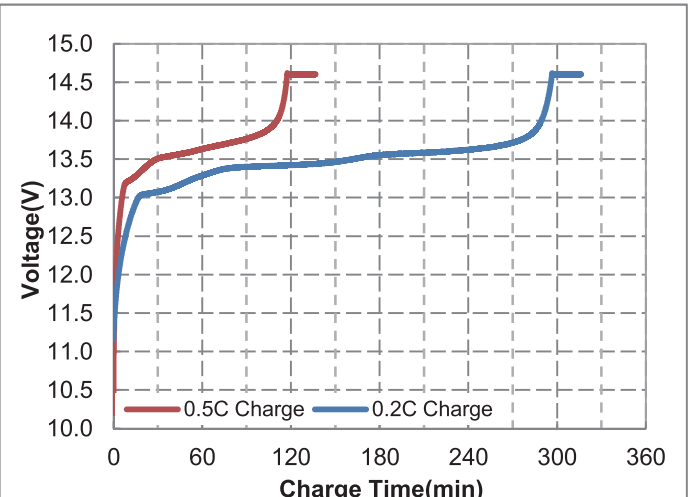
**Charge Characteristics @0.2C&0.5C, 25°C**



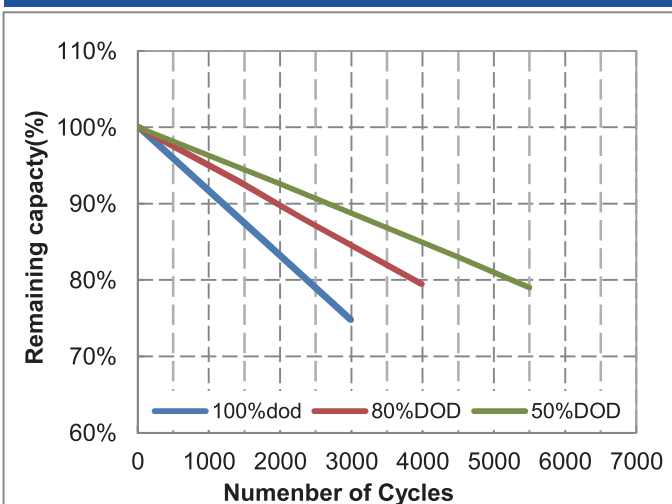
**Different Temperature Discharge Curve @0.5C, 25°C**



**Charge Characteristics @0.2C&0.5C, 25°C**



**Different DOD Discharge Cycle Life Curve @0.5C, 25°C**



**Open circuit voltage VS SOC%**

