




FROM STRENGTH TO STRENGTH IN NATURE

NESE 545-72MHB-M10

MONO PERC HALF-CELL BIFACIAL SOLAR MODULE
FROM CAMBODIA



KEY FEATURES



High efficiency PERC

A high efficiency 182 (M10) PERC solar cell with 10 busbars technology to ensure the efficiency of the solar module up to 21.04% and stable operation.



Bifacial power generation

Increases 10-30% power generation revenue.



Excellent performance with weak light

More power output with a weak light condition-through advanced glass and solar cells.



Wind/Snow load

Wind load 2400 pa, snow load 5400 pa.



PID Free

Excellent Anti-PID performance, minimized the degradation of power.



Resistance of extreme environment conditions

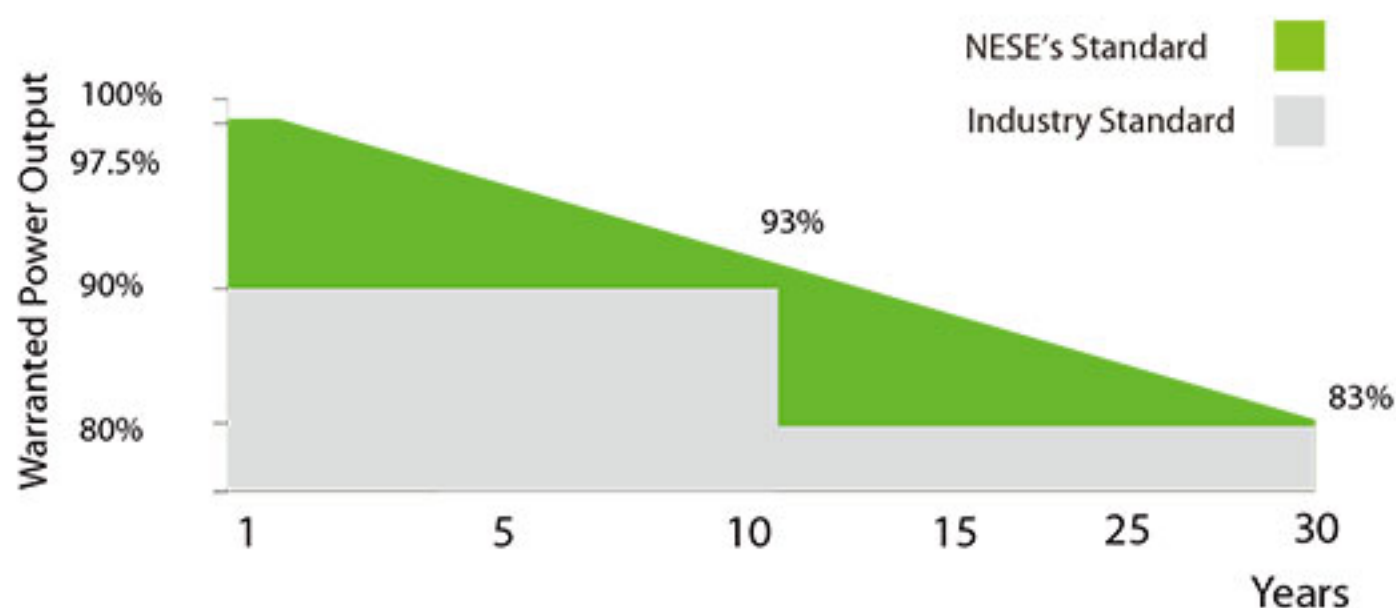
High Salt Mist and Ammonia resistance certified by TUV.

INSURED BY

CHUBB® Munich RE

LINEAR PERFORMANCE WARRANTY

12 years product warranty. 30 years linear power warranty.



MANAGEMENT SYSTEM CERTIFICATES

ISO 9001:2015/QUALITY MANAGEMENT SYSTEM
ISO 14001:2015/STANDARDS FOR ENVIRONMENTAL MANAGEMENT SYSTEM

PRODUCT CERTIFICATES

IEC 61215/IEC 61730:VDE/CE/CEC AU
UL 61730: CSA



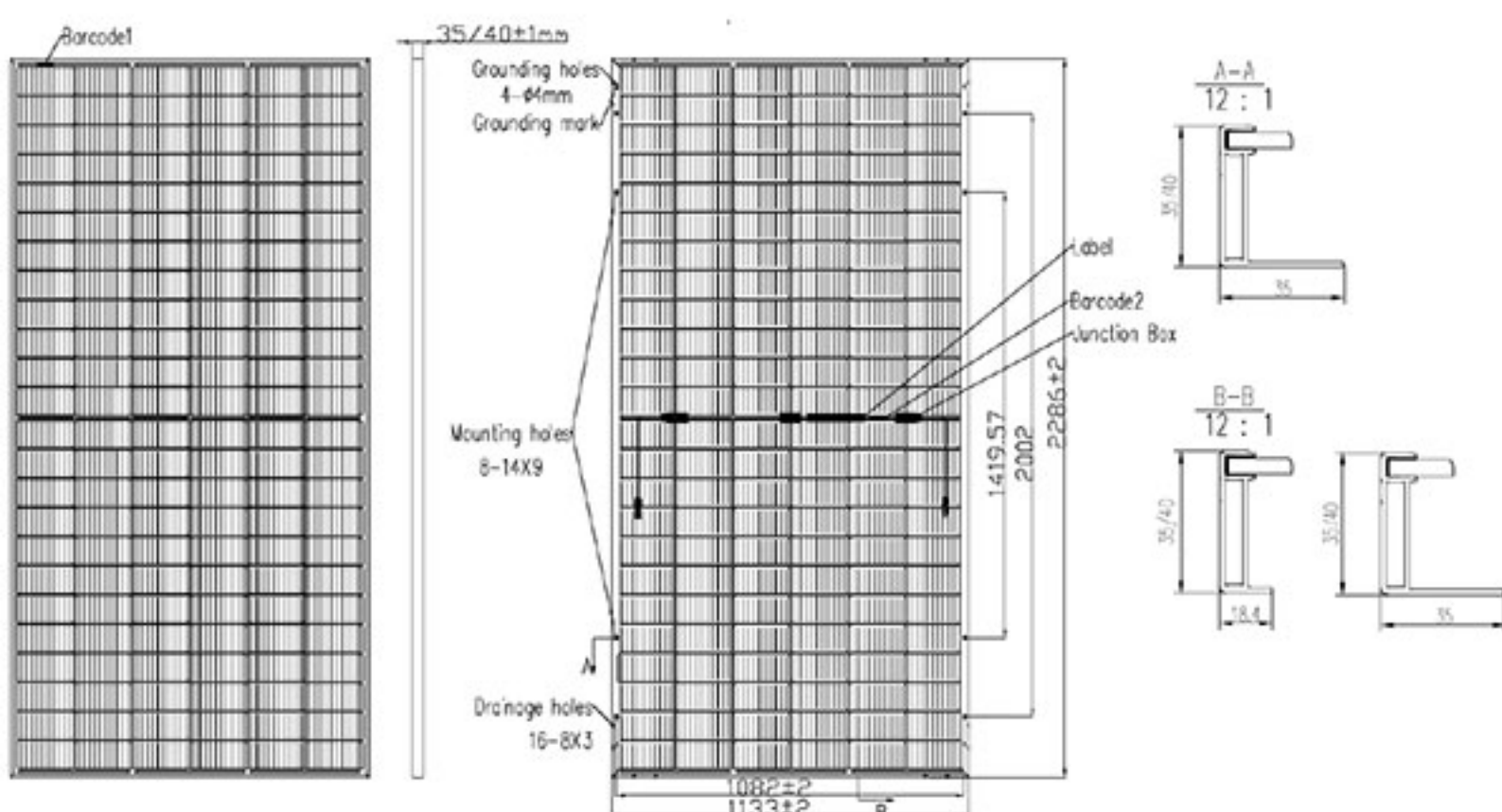
SPECIFICATIONS

Module type	NESE 525-72MHB-M10		NESE530-72MHB-M10		NESE535-72MHB-M10		NESE540-72MHB-M10		NESE545-72MHB-M10	
	STC	(NOCT)	STC	(NOCT)	STC	(NOCT)	STC	(NOCT)	STC	(NOCT)
Maximum power(Pmax)	525Wp	393Wp	530Wp	397Wp	535Wp	400Wp	540Wp	404Wp	545Wp	408Wp
Maximum power voltage(Vmp)	40.9V	37.8V	41.1V	38.0V	41.3V	38.1V	41.5V	38.3V	41.7V	38.5V
Maximum power current (Imp)	12.85A	10.40A	12.91A	10.45A	12.96A	10.50A	13.02A	10.55A	13.08A	10.60A
Open-circuit voltage(Voc)	49.2V	45.9V	49.4V	46.1V	49.6V	46.3V	49.8V	46.5V	51.0V	46.7V
Short-circuit current(Isc)	13.59A	10.98A	13.65A	11.02A	13.71A	11.07A	13.77A	11.12A	13.83A	11.17A
Module efficiency STC (%)	20.27%		20.46%		20.66%		20.85%		21.04%	
Operating temperature(°C)	-40°C ~ 85°C									

ELECTRICAL CHARACTERISTICS WITH 25% REAR SIDE POWER GAIN

Front power Pmax/W	525	530	535	540	545
Total power Pmax/W	656	663	669	675	681
Vmp/V(Total)	41.0	41.2	41.4	41.6	41.8
Imp/A(Total)	16.01	16.08	16.15	16.23	16.30
Voc/V(Total)	49.3	49.5	49.7	49.9	50.1
Isc/A(Total)	16.75	16.82	16.90	16.97	17.05

ENGINEERING DRAWING



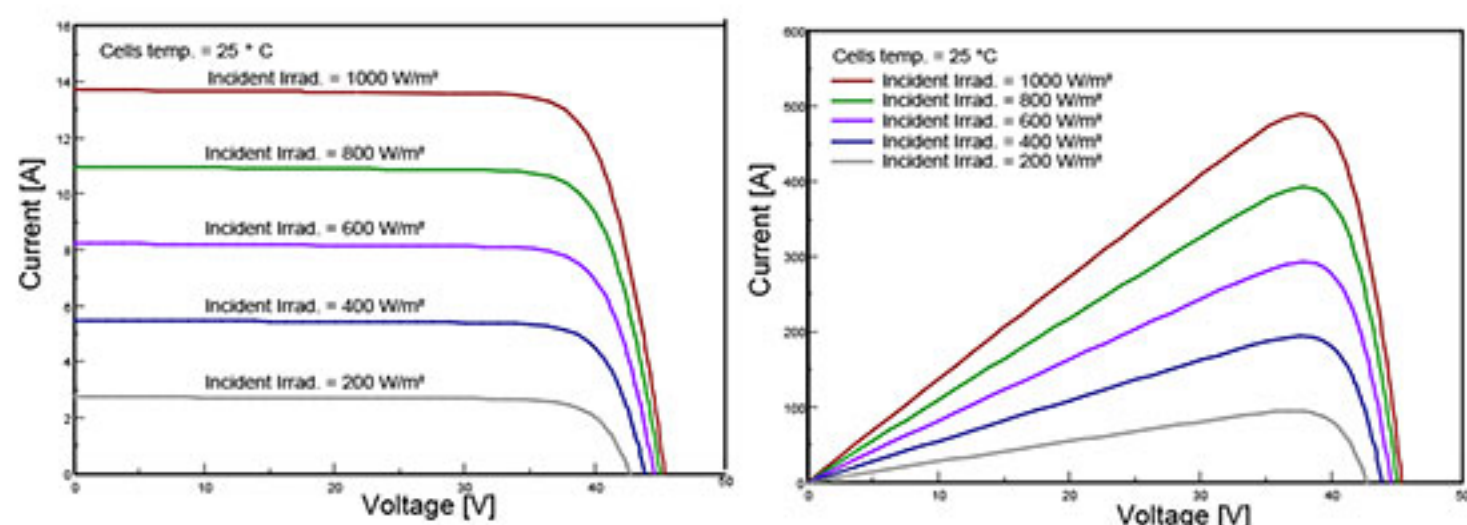
TEMPERATURE RATINGS

NOCT	44 ± 2°C
Temperature coefficients of Pmax	-0.36%/°C
Temperature coefficients of Voc	-0.29%/°C
Temperature coefficients of Isc	+0.05%/°C
Refer. Bifacial Factor	70 ± 5%

MATERIAL CHARACTERISTICS

Number of cell	144 (6 * 24)
Dimensions	2286*1133*35/40
Weight	34/34.2kg
Front glass	2.0mm+2.0mm heat strengthened glass
Frame	Anodized aluminium alloy

IV CURVES OF THE PV MODULES



Electrical performance vs Incident Irradiance
Current-voltage & power-voltage curves (545W)

WORKING CONDITIONS

Maximum system voltage	1000/1500 VDC	Cables	12 AWG, length: 350 mm or Customized
Maximum series fuse rating	30A	Connectors	MC4-Compatible

PACKAGING CONFIGURATION

40HQ 600/540PCS