

The rechargeable batteries are lead-lead dioxide systems. The dilute sulfuric acid electrolyte is absorbed by separators and plates and thus immobilized. Should the battery be accidentally overcharged producing hydrogen and oxygen, special one-way valves allow the gases to escape thus avoiding excessive pressure build-up. Otherwise, the battery is completely sealed and is, therefore, maintenance-free, leak proof and usable in any position.



### Battery Construction

Component	Positive plate	Negative plate	Container	Cover	Safety valve	Terminal	Separator	Electrolyte
Raw material	Lead dioxide	Lead	ABS	ABS	Rubber	Copper	Fiberglass	Sulfuric acid

### General Feature

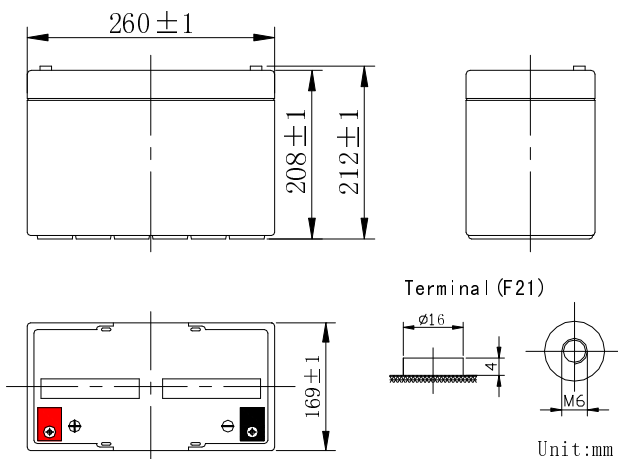
- Absorbent Glass Mat(AGM) technology for efficient gas recombination of up to 99% and freedom from electrolyte maintenance or water adding.
- Not restricted for air transport-complies with IATA/ICAO Special Provision A67.
- UL-recognized component.
- Can be mounted in any orientation.
- Computer designed lead, calcium tin alloy grid for high power density.
- Long service life, float or cyclic applications.
- Maintenance-free operation.
- Low self discharge.

### Performance Characteristics

Capacity 77°F(25°C)	20 hour rate (3.85A、10.8V)	77Ah
	10 hour rate (7.5A、10.8V)	75Ah
	5 hour rate (12.8A、10.5V)	64Ah
	1 hour rate (46A、9.6V)	46Ah
Internal Resistance	Full charged Battery77°F(25°C): 8mΩ	
Capacity affected by Temperature (10 hour rate)	104° F(40°C)	102%
	77° F(25°C)	100%
	32° F(10°C)	85%
	5° F(-15°C)	65%
Self-Discharge 68°F(20°C)	Capacity after 3 month storage	90%
	Capacity after 6 month storage	80%
	Capacity after 12month storage	60%
Max. discharge current77°F(25°C): 700A(5S)		
Charge (Constant Voltage)	Float: 13.6~13.8 V/77° F(25°C)	
	Cycle:14.4~14.7 V/77°F(25°C) Max. Current: 18.8A	

### SPECIFICATION

Nominal voltage ..... 12V  
 Number of cell ..... 6  
 Length(mm/inch) ..... 260/10.2  
 Width(mm/inch) ..... 169/6.65  
 Height(mm/inch) ..... 208/8.19  
 Total Height(mm/inch) ..... 212/8.35  
 Approx. Weight(kg/lbs) ..... 21.5/47.4



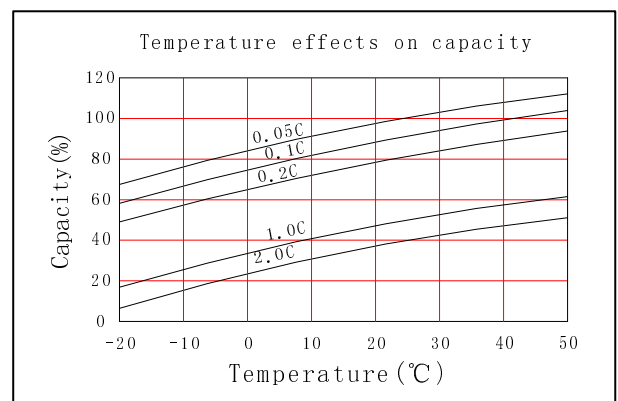
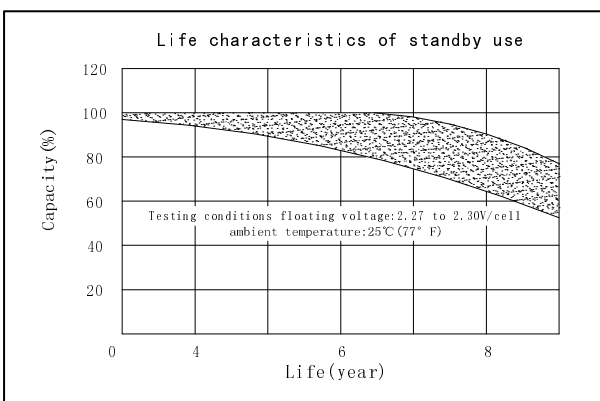
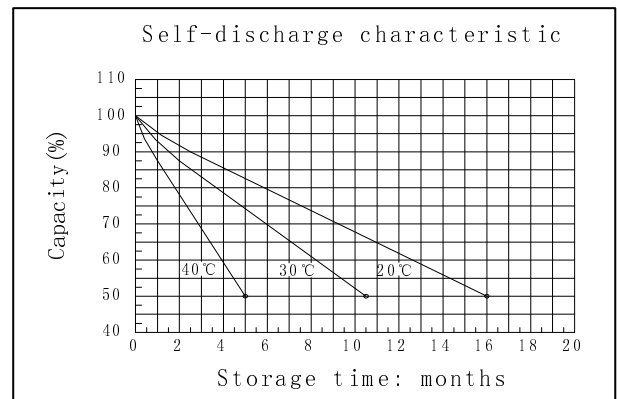
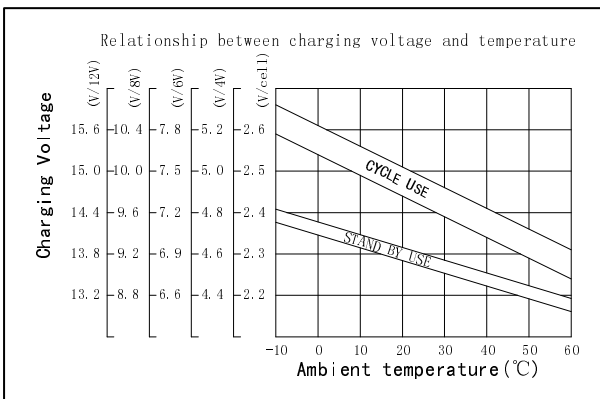
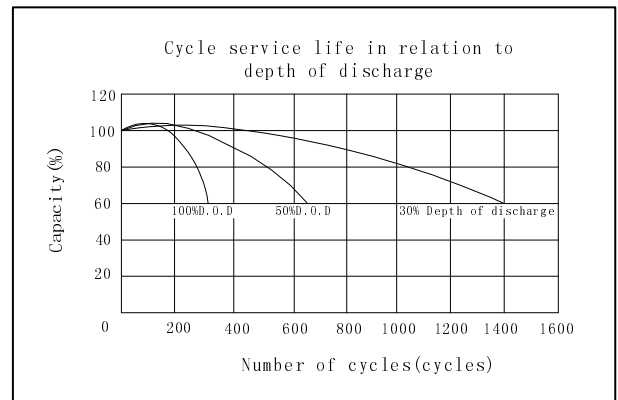
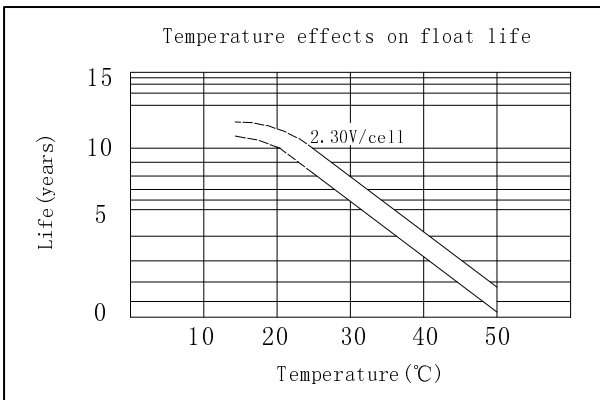
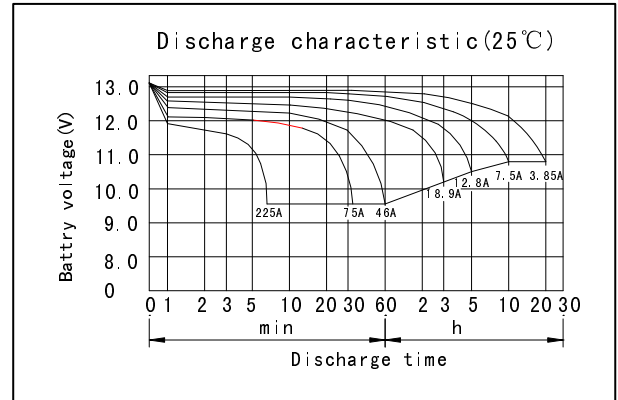
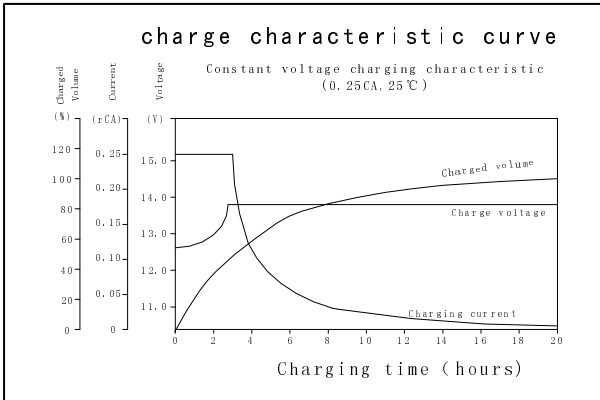
Discharge Constant Current (Amperes at 77° F 25 °C)

End Point Volts/Cell	5min	10min	15min	30min	1h	3h	5h	10h	20h
1.60V	237	178	137	82.3	46.0	19.5	13.4	7.70	4.03
1.65V	223	168	132	79.8	45.4	19.2	13.2	7.67	4.01
1.70V	210	158	126	77.2	44.7	18.9	13.0	7.63	3.98
1.75V	196	149	121	74.5	44.1	18.6	12.8	7.60	3.95
1.80V	181	140	114	72.0	43.6	18.2	12.6	7.50	3.85

Discharge Constant Power (watts at 77° F 25 °C)

End Point Volts/Cell	5min	10min	15min	30min	45min	1h	2h	3h	5h
1.60V	415	325	255	153	120	97.7	54.9	40.0	27.4
1.65V	405	302	250	151	117	95.9	53.9	37.2	26.9
1.70V	377	292	246	148	115	94.1	52.9	36.5	26.4
1.75V	358	276	232	146	112	92.3	51.9	35.8	25.8
1.80V	343	263	220	143	109	90.5	51.0	35.1	25.3

(Note)The above characteristics data are average values obtained Within three charge/discharge cycles not the minimum values.



**GREAT POWER BATTERY TECHNOLOGY CO.,LTD**  
 Address: Longguan 1st Road, LongHua Town, BaoAn District, Shenzhen, China.  
 TEL: 86-755-2900 8403 Fax: 86-755-3386 3366  
 Email: info@greatpowerbattery.com Http:// www.greatpowerbattery.com