


PS-M72(BF) (360-380 W)

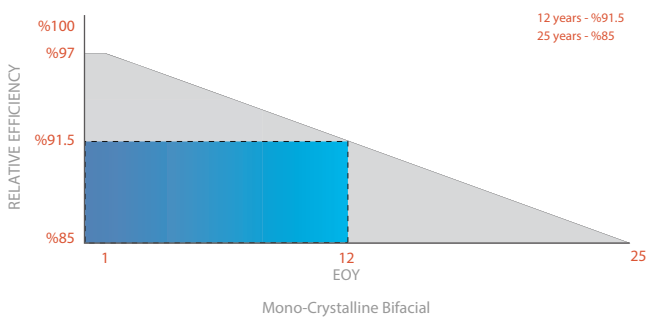
Mono-CRYSTALLINE MODULE



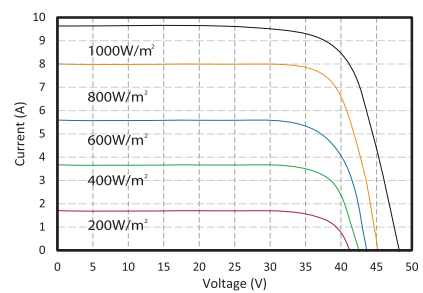
PS-M72 (BF) Dimensions

Philadelphia Solar's Mono-Crystalline Bifacial Modules with power up to 380 Wp are produced using the state-of-the-art (automated) robotic production lines. These modules are suitable to be used for most electrical power applications and have excellent durability to prevailing weather conditions.

LINER PERFORMANCE WARRANTY



IV - CURVE M72 (BF) - 370W



Certificates

- Bankability Report DNV GL



- Power measuring tolerance: $\pm 3\%$, other measurements tolerances: $\pm 5\%$
- Datasheet is subjected to changes without prior notice, always obtain the most recent version of the datasheet.
- Caution: For professional use only, the installation and handling of PV modules and cleaning modules require professional skills and should only be performed by qualified professionals, please read the Installation and Operation Manual before using the modules, also Cleaning Guidelines.

ELECTRICAL CHARACTERISTICS	360W	365W	370W	375W	380W
Characteristics (STC)	STC	STC	STC	STC	STC
Open Circuit Voltage - Voc (V)	48.04	48.12	48.36	48.63	48.90
Short Circuit Current - Isc (A)	9.55	9.62	9.70	9.78	9.87
Maximum Power Voltage - Vmpp (V)	39.95	40.25	40.60	40.85	41.05
Maximum Power Current - Impp (A)	9.02	9.07	9.12	9.18	9.26
Maximum Power - Pmax (W)	360	365	370	375	380
Module Efficiency - η' (%)	18.5	18.7	19.0	19.2	19.5

Values at Standard Test Conditions STC (Air Mass AM1.5, Irradiance 1000W/m², Cell Temperature 25°C).

MATERIAL CHARACTERISTICS		PACKAGING	
Characteristics	Value	Physical Characteristics	Value
Cells per Module	72	Module Dimensions (mm)	1968 x 990 x 40
Cell Type	Grade A - Mono-Crystalline Silicon (PERC) Bifacial 156.75x0.25± 156.75 mm	Module Weight (kg)	22
Front Surface	Anti-Reflective Coated Tempered 3.2mm Glass	Pallet Dimensions W.D.H (mm)	27
Encapsulant	PID Free EVA	Modules per Pallet	2010 x 1140 x 1130
Back Cover	Transparent Backsheet	Container Capacity	Value
Frame	Anodized Aluminum	20 Feet Container	270 Modules
Junction Box	IP68, 3 Bypass Diodes	40 Feet High-Cube Container	594 Modules
Cable and Connector	1.2m Solar Cables with MC4 interconnection		
Fire Classification	Spread of flame : A / Burning brand : C		

Electrical Characteristics with Different Rear Side Power Gain (Reference to 370 W front)					
	5%	10%	15%	20%	25%
Backside Power Gain	5%	10%	15%	20%	25%
Rated Maximum Power P max W	388.5	407.5	425.5	444.0	462.5
Open Circuit Voltage Voc	48.36	48.36	48.40	48.40	48.40
Short Circuit Current - ISC (A)	10.19	10.67	11.16	11.64	12.13
Maximum Power Voltage - Vmpp (V)	40.57	40.57	40.60	40.60	40.60
Maximum Power Current - Impp (A)	9.58	10.03	10.49	10.94	11.40
Module Efficiency - Em (%)	19.94	20.92	21.84	22.79	23.74

THERMAL CHARACTERISTICS		OPERATING CONDITIONS	
Characteristics	Value		
Voltage Temperature Coefficient (%/°C)	-0.30	Maximum Sytem Voltage - Vmax (V)	1000/1500
Current Temperature Coefficient (%/°C)	+0.05	Maximum Series Fuse (A)	20
Power Temperature Coefficient (%/°C)	-0.380	Operating Temperature Range (°C)	IEC: -40 to + 85 /UL: -40 to + 90
NOCT (°C)	42 ± 2	Bifaciality Ratio	75% ±5%

WARRANTY	
Product	12 Years
Power Output	12 Years; 91.5 % of Power Output 25 Years; 85 % of Power Output

FEATURE

-  Less degradation than standard modules
-  Positive power tolerance up to %3 extra output.
-  Excellent low light performance.
-  More power gain with same area
-  Esay to handle, %35-25 lighter weight than dual glass modules.
-  In-line and post EL (Electroluminescence) machines.
-  PID resistant.

BENEFITS

- Outstanding technical support.
- Pre and after sales-service.
- 12 years warranty on material and workmanship .
- 25 years linear performance warranty.
- Marketing support to official distributors.
- Customized mounting solutions.

APPLICATIONS



On-Grid Residential
Roof-Tops



On-Grid Commercial/
Industrial Roof-Tops



Off-Grid Systems
(Including Lighting Systems)



Solar Power Plants