

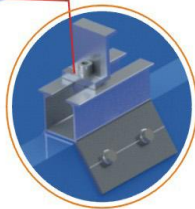
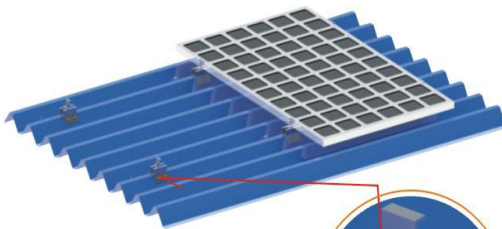



## METAL SHEET ROOF MOUNTING SYSTEM



Web: [www.emperysolar.com](http://www.emperysolar.com)



### TECHNICAL INFORMATION

Install site	Pitched Tin Roof Top
Roof Slope	Up to 60 deg
Building Height	Up to 20 m
Max Wind Speed	60m/s
Snow Load	1.4KN/m <sup>2</sup>
Material	A16005-T5 & Stainless steel 304
Color	Natural or Customized
Standard	AS/NZS 1170 and other international Standard

**10 YEAR**  
WARRANTY

**20 YEAR**  
DURATION

**Components:**

**Material:** AL6005-T5, SUS 304 & A2-70 Bolt



1 Rail 1



2 Rail connector



3 Mid Clamp

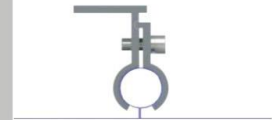


4 End Clamp



Material: Aluminum

EPR-MRH-01



Material: Aluminum

EPR-MRH-02



Material: Aluminum

EPR-MRH-03




Material: Aluminum

EPR-MRH-04




Material: Aluminum

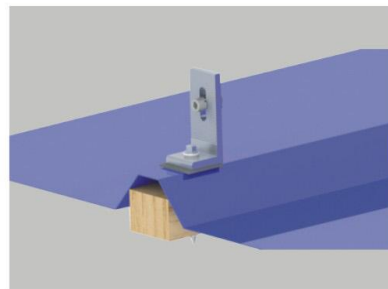
EPR-MRH-05



EPR-HBH-06  
Material: SUS304  
M10\*200mm/M12\*300



EPR-MRH-07  
Material: SUS304  
Don't destroy purlins



EPR L-FEET  
Material: AL6005T5  
40mm/50mm