






Silver Plus Mono

S610SPM-SERIES BB






solsonica 



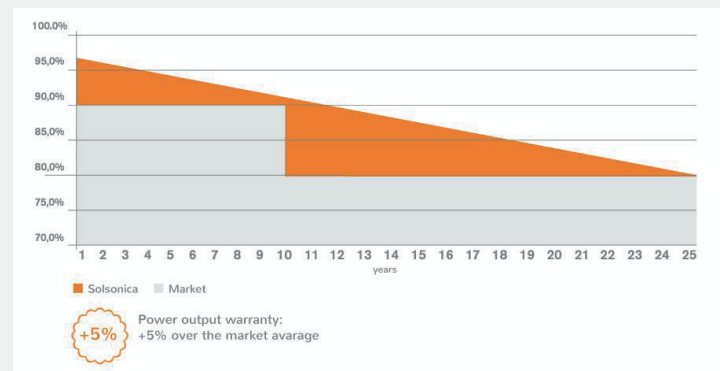
KEY FEATURES

-  “Made in Europe” Quality
-  12-year Product Warranty*
-  Positive power tolerance
-  High resistance to wind and snow loads
-  Low value of NOCT for optimal performance

CERTIFICATIONS

-  “PID free test” IEC 82/685/NP
-  Salt mist corrosion test IEC 61701
-  Ammonia resistance test TUV protocol
-  “Made in EU” as result of factory inspection
-  IEC 61215 / IEC 61730

LINEAR PRODUCIBILITY WARRANTY*



25 years linear producibility warranty:
3.5% power degradation in the first year, 0.7% per annum over the 24 subsequent.



* Warranties do not apply if the modules are not installed as described in the PV Modules Use and Maintenance Manual.

Silver Plus Mono

S610SPM-SERIES BB



ELECTRICAL PARAMETERS

STC*	Pmax	Vmp	Imp	Voc	Isc	Eff.
Product Code	(W)	(V)	(A)	(V)	(A)	(%)
S610SPM-265	265	31.06	8.50	38.01	9.04	16.02
S610SPM-270	270	31.23	8.64	38.17	9.16	16.32
S610SPM-275	275	31.39	8.77	38.33	9.28	16.62
S610SPM-280	280	31.56	8.87	38.49	9.40	16.93

* STC: Irradiation 1000W/m², AM 1.5, Module Temperature 25 ° C

ELECTRICAL PARAMETERS AT NOCT**

NOCT	Pmax	Vmp	Imp	Voc	Isc
Product Code	(W)	(V)	(A)	(V)	(A)
S610SPM-265	194.4	28.58	6.80	35.79	7.32
S610SPM-270	198.6	28.74	6.91	35.94	7.41
S610SPM-275	202.7	28.89	7.02	36.09	7.51
S610SPM-280	206.3	29.04	7.10	36.24	7.61

** NOCT: in Nominal Operating conditions (800W/m², T 20 °C, Wind speed 1 m/s)

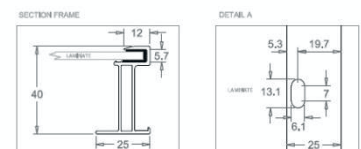
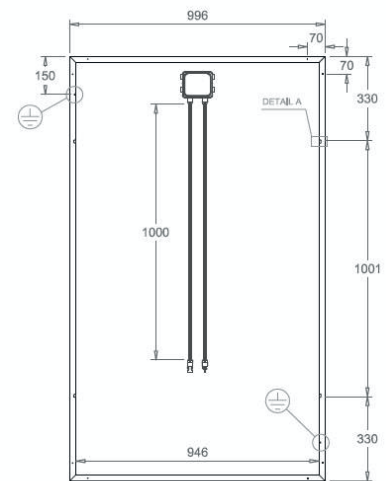
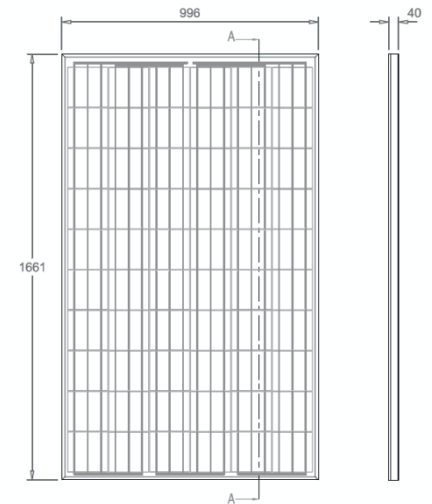
THERMAL, ELECTRICAL AND MECHANICAL PROPERTIES

Power tolerance (W)	0 / +4
NOCT (°C)	43 ± 2
Isc Thermal Coefficient (%/°C)	0.052
Voc Thermal Coefficient (%/°C)	-0.325
Pmax Thermal Coefficient (%/°C)	-0.443
Maximum system voltage (V)	1000
Reverse Current Limit (A)	15
Maximum front load (Pa)	5400
Maximum back load (Pa)	2400
Hail resistance (diameter, speed)	25 mm, 23 m/s

DESIGN FEATURES

Cell type	Mono-crystalline silicon / 3 bus bar
Cell size (mm)	Pseudo-square 156 x 156
Module size LxHxW (mm)	1661 x 996 x 40
Frame	Anodized aluminum
Weight (kg)	19
Junction box	Protection Class IP65
By-pass diodes	3
Cable (2x)	1 m / 4 mm ²
Connectors	MC4 compatible
Glass	Tempered / 3.2 mm

TECHNICAL DRAWINGS (dimensions in mm)



NOTES:

- This technical datasheet complies with requirements of standard EN 503801
- GALA Tech reserves the right to make changes to product specifications
- Technical drawings are exclusive property of GALA Tech according to the regulations in force