

SOLAR LEADING

To a better future

SL6M60-255W-270W

Monocrystalline Photovoltaic Module



15.67-16.59%
MAXIMUM EFFICIENCY

255-270W
POWER OUTPUT RANGE

60 CELL
MONOCRYSTALLINE MODULE

0~+5W
POSITIVE OUTPUT GUARANTEE



Excellent low light performance on cloudy days, mornings and evenings

- Anti-reflective coating



Great aesthetics for residential applications

- High efficiency, lower weight, Easy handling and optimum utilization of roof space



Certified to withstand challenging environmental conditions

- 2400 Pa wind load
- 5400 Pa snow load
- 35mm hail stone at 97 km/hr



IP68 connectors enhance the reliability of the PV system



Blowing sand resistance certification



Anti-PID



Fire test certification



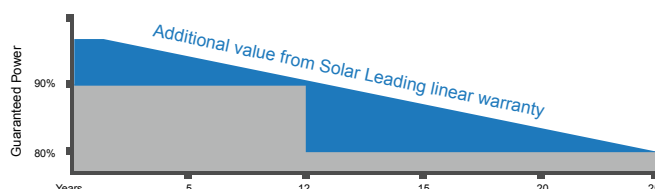
Ammonia corrosion certification



Salt mist corrosion certification

LINEAR PERFORMANCE WARRANTY

12 Year Product Warranty 25 Year Linear Power Warranty



Industry standard

Solar Leading

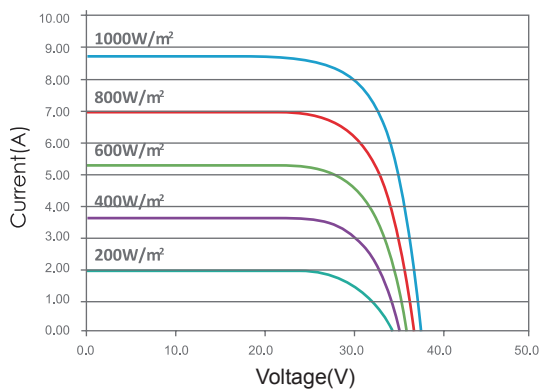
Electrical Characteristics

Characteristics	Unit	SL6M60-255W	SL6M60-260W	SL6M60-265W	SL6M60-270W
Maximum Power (Pmax)	W	255	260	265	270
Power Tolerance	W	(0, +5)	(0, +5)	(0, +5)	(0, +5)
Maximum Power Voltage (Vmp)	V	31.0	31.2	31.1	31.3
Maximum Power Current (Imp)	A	8.22	8.34	8.52	8.62
Open Circuit Voltage (Voc)	V	38.3	38.5	38.2	38.4
Short Circuit Current (Isc)	A	8.83	8.90	9.00	9.09
Module Efficiency (ηm)	%	15.67	15.98	16.29	16.59
Dimension of module	mm	1640×992×40mm (64.6×39.1×1.6inch)			
Pmax Temperature Coefficient	%/C	-0.44			
Voc Temperature Coefficient	%/C	-0.32			
Isc Temperature Coefficient	%/C	+0.04			
Maximum System Voltage	VDC	1000(TUV);600(UL)			
Maximum Series Fuse Rating	A	15			
Operating Temperature	℃	-40 ~ +85			
NOCT	℃	45±2			

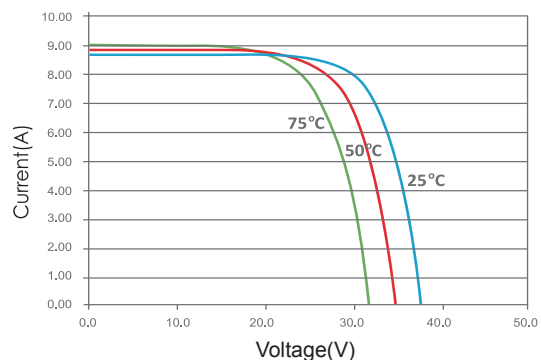
STC:1000W/m2.AM1.5 and 25 °C cell temperature: NOCT : Nominal Operating Cell Temperature

I-V Curves

I-V Curves of PV Module SL6M60-255W (Cell Temp. 25 °C)

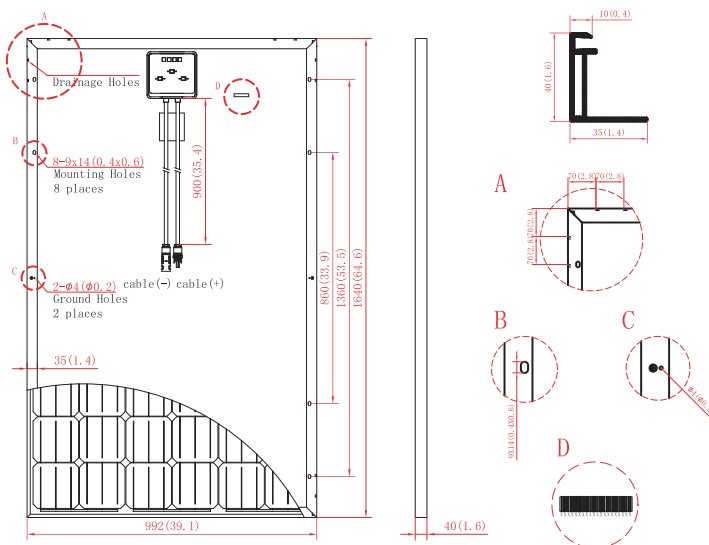


I-V Curves of PV Module SL6M60-255W at Different Cell Temp. (AM1.5, 1000W/m²)



Physical Characteristics

Unit:mm(inch)



Cell Type	156mm x 156mm, Monocrystalline Silicon
No. of Cells	60pcs (6x10)
Dimension	1640x992x40mm (64.6x39.1x1.6inch)
Weight	19.0kg (41.9lbs.)
Cable Length	900mm (35.4inch)
Bypass Diodes	6/6pcs
Junction Box	IP65/IP68
Front Glass	3.2mm (0.1inch) tempered low-iron glass
Frame	Anodized aluminum alloy

* Specifications are subjected to change without further notice

