

UP-SG300-2



Specification		
Nominal Voltage	2V	
Nominal Capacity (10HR)	300.0AH	
Dimension	Length	170±2mm (6.69 inches)
	Width	150±2mm (5.91 inches)
	Container Height	328±3mm (12.91 inches)
	Total Height (with Terminal)	337±3mm (13.27 inches)
	Approx Weight	Approx 19.0kg (41.9lbs)
Terminal	T11	
Container Material	ABS	
Rated Capacity	320.0AH/16.0A	(20hr, 1.80V/cell, 25°C/77°F)
	300.0AH/30.00A	(10hr, 1.75V/cell, 25°C/77°F)
	258.0AH/51.6A	(5hr, 1.75V/cell, 25°C/77°F)
	224.4AH/74.8A	(3hr, 1.75V/cell, 25°C/77°F)
	176.0AH/176.0A	(1hr, 1.67V/cell, 25°C/77°F)
Max. Discharge Current	2100A (5s)	
Internal Resistance	Approx 1.08mΩ	
Operating Temperature Range	Discharge: -20~55°C (-4~131°F)	
	Charge : 0~40°C (32~104°F)	
	Storage : -20~50°C (-4~122°F)	
Nominal Operating Temperature Range	25±3°C (77±5°F)	
Cycle Use	Initial Charging Current less than 75.0A.Voltage. 2.4V~2.5V at 25°C(77°F)Temp. Coefficient -5mV/°C	
Standby Use	No limit on Initial Charging Current Voltage. 2.25V~2.3V at 25°C(77°F)Temp. Coefficient -3mV/°C	
Capacity affected by Temperature	40°C (104°F) 103%	
	25°C (77°F) 100%	
	0°C (32°F) 86%	
Self Discharge	Batteries may be stored for up to 9 months at 25°C (77°F) and then a freshening charge is required.	

Constant Current Discharge (Amperes) at 25°C (77°F)														
F.V/Time	20min	30min	45min	1h	2h	3h	4h	5h	6h	7h	8h	9h	10h	20h
1.85V/cell	261.0	205.2	156.4	135.9	86.7	66.1	54.8	47.3	40.8	36.1	32.6	29.8	28.2	15.36
1.80V/cell	299.7	229.2	172.8	150.0	93.9	70.8	58.1	49.7	42.9	37.8	34.2	31.3	29.4	16.00
1.75V/cell	336.6	252.0	186.4	160.2	99.5	74.8	60.8	51.6	44.4	39.2	35.3	32.3	30.0	16.32
1.70V/cell	362.7	270.0	198.0	169.8	105.5	77.9	62.8	53.2	45.9	40.5	36.3	33.1	30.7	16.55
1.67V/cell	377.1	280.8	205.2	176.0	108.2	80.4	64.4	54.3	46.7	41.1	36.8	33.6	31.1	16.70
1.60V/cell	408.6	300.0	220.4	186.9	112.5	83.6	66.8	56.0	47.8	41.9	37.5	34.3	31.7	16.94

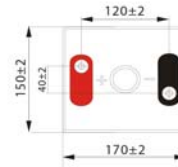
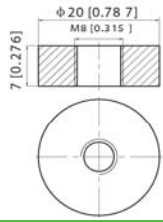
Constant Power Discharge (Watts) at 25°C (77°F)														
F.V/Time	20min	30min	45min	1h	2h	3h	4h	5h	6h	7h	8h	9h	10h	20h
1.85V/cell	495.6	392.3	300.9	262.6	168.1	128.5	106.9	92.6	80.2	71.2	64.4	58.8	55.7	30.4
1.80V/cell	561.6	434.1	329.4	288.3	181.1	137.1	112.8	97.0	83.9	74.2	67.3	61.8	58.1	31.6
1.75V/cell	623.7	472.0	352.1	306.3	191.3	144.6	117.9	100.3	86.6	76.7	69.3	63.6	59.2	32.2
1.70V/cell	664.8	502.2	372.6	323.5	201.9	150.1	121.3	103.1	89.5	79.1	71.2	65.1	60.5	32.7
1.67V/cell	683.3	515.3	382.7	332.6	206.0	154.3	124.0	104.9	90.6	80.1	72.1	65.9	61.2	32.9
1.60V/cell	732.2	546.9	408.8	351.4	213.3	159.7	128.2	107.8	92.6	81.5	73.2	67.2	62.3	33.3



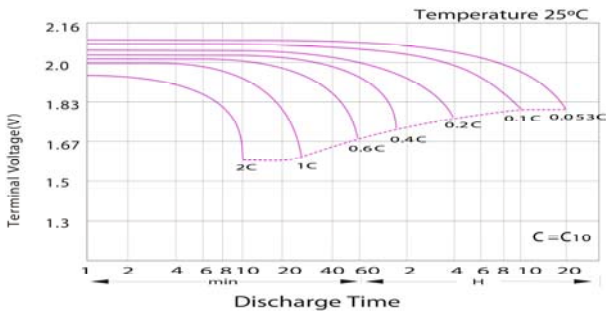
UP-SG300-2

Dimensions

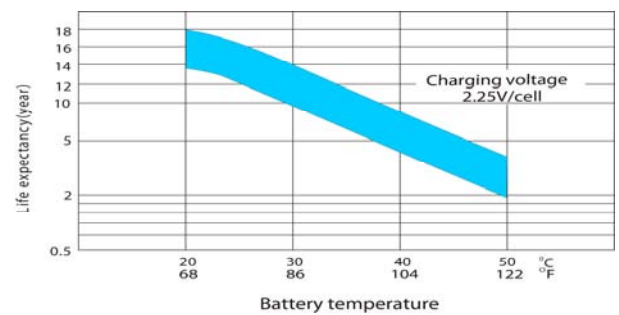
T11 Terminal
Unit: mm [inches]



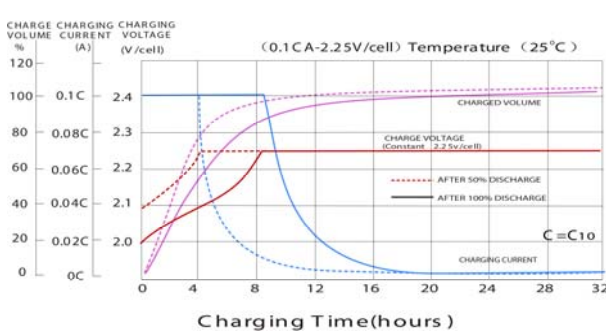
Discharge Characteristics



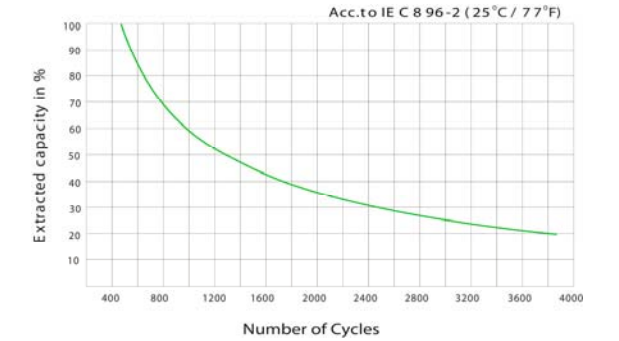
Effect of Temperature on Long Term Float Life



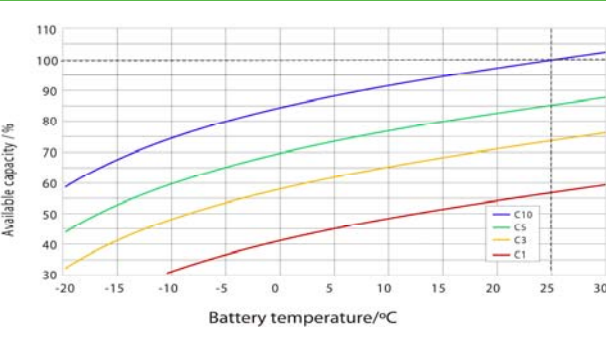
Float Charging Characteristics



Cycle Life in Relation to Depth of Discharge



Temperature Effects in Relation to Battery Capacity



General Relation of Capacity VS. Storage Time

