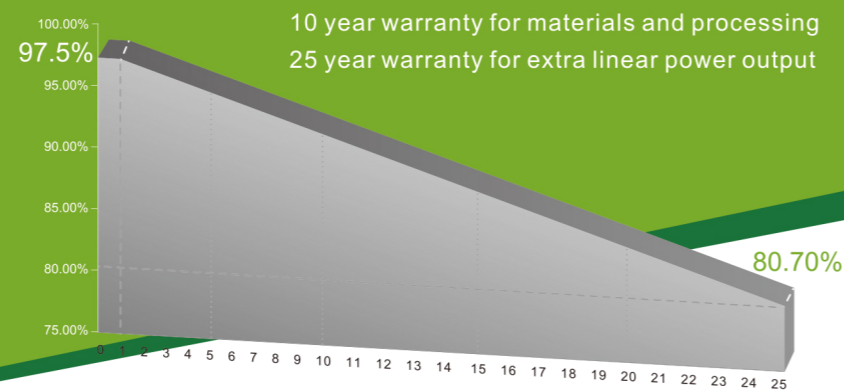


IDEAL MODULE

265W-300W

6MB SERIES-60 CELLS
MONOCRYSTALLINE SOLAR MODULE

- ◇ Positive (0~+5w) power output.
- ◇ 100%double EL testing insepction, effectively exclude products defects.



KEY FEATURES

- +5W OUTPUT POSITIVE TOLERANCE**
Guaranteed 0~+5W positive tolerance ensures power output reliability.
- INNOVATIONAL 5-BUSBAR CELLS**
Reduces the cell series resistance and internal stress, decreases the risk of mirco-crack and improves the module output.
- Anti PID PID RESISTANCE**
Excellent PID resistance at 96 hours (@85°C/85%) test, and also can be improved to meet higher standards for the particularly harsh environment.
- EXCELLENT MECHANICAL LOAD CAPABILITY**
Certified to withstand: snow load (6000 Pa) and wind load (3600 Pa).
- HIGHER RELIABILITY AND DURABILITY**
Effectively deals with harsh environments, such as sand, salt mist and ammonia resistance.
- PASSED HAIL TEST**
Certified to hail resistance: ice ball size (d=45mm) and ice ball velocity (v=30.7m/s).
- LOWER TEMPERATURE COEFFICIENT**
Improved temperature coefficient decreases power loss in the high temperature application.

COMPREHENSIVE CERTIFICATES



www.idealnewenergy.com

INE265~300M-60cell

Standard 60Cells Monocrystalline PV Module

Electrical Characteristics (STC)

Module Type	INE-265M	INE-270M	INE-275M	INE-280M
Maximum Power-Pmax(W)	265	270	275	280
Open Circuit Voltage-Voc(V)	38.1	38.2	38.3	38.5
Short-Circuit Current-Isc(A)	9.26	9.38	9.49	9.63
Voltage at Pmax-Vmp(V)	30.9	31.1	31.3	31.4
Current at Pmax-Imp(A)	8.58	8.68	8.79	8.92
Module Efficiency-ηm(%)	16.29	16.60	16.90	17.21

Module Type	INE-285M	INE-290M	INE-295M	INE-300M
Maximum Power-Pmax(W)	285	290	295	300
Open Circuit Voltage-Voc(V)	39.2	39.4	39.6	39.7
Short-Circuit Current-Isc(A)	9.62	9.76	9.86	9.97
Voltage at Pmax-Vmp(V)	31.7	31.8	32	32.2
Current at Pmax-Imp(A)	8.99	9.12	9.22	9.32
Module Efficiency-ηm(%)	17.52	17.83	18.13	18.44

STC: Irradiance 1000W/m², Cell Temperature 25 °C, Air Mass 1.5

Power Tolerance(W)	(0,+4.99)
Maximum System Voltage(V)	1000
Maximum Series Fuse Rating (A)	20

Temperature Characteristics

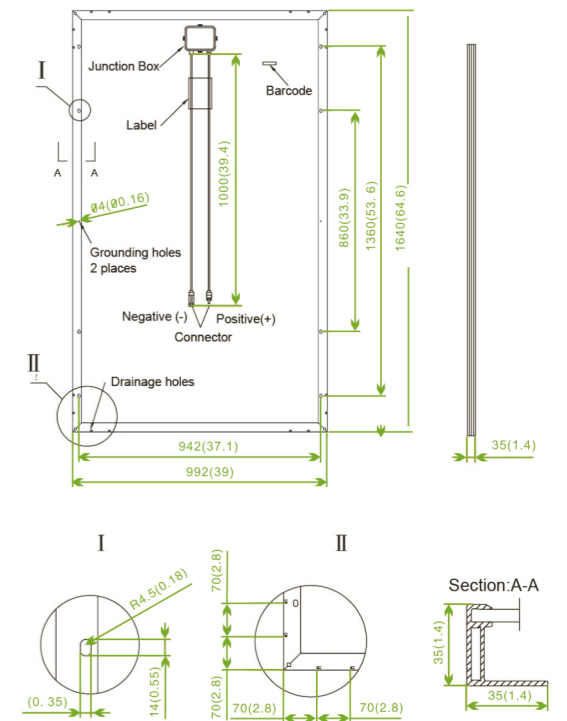
Pmax Temperature Coefficient	-0.40%/°C
Voc Temperature Coefficient	-0.32%/°C
Isc Temperature Coefficient	+0.05%/°C
Operating Temperature	-40 ~ +85 °C
Nominal Operating Cell Temperature(NOCT)	45±2 °C

Mechanical Specifications

	1640×992×40mm	1640×992×35 mm
External Dimensions	1640×992×40mm	1640×992×35 mm
Weight	20 kg	19.5 kg
Solar Cells	Mono crystalline 156×156mm (60pcs)	Mono crystalline 156×156mm (60pcs)
Front Glass	3.2 mm tempered glass, low iron	3.2 mm tempered glass, low iron
Frame	Anodized aluminium alloy	Anodized aluminium alloy
Junction Box	IP67	IP67
Output Cables	4.0 mm ² , cable length:1000 mm	4.0 mm ² , cable length:1000 mm
Connector	MC4 Compatible	MC4 Compatible
Mechanical Load	5400 Pa	5400 Pa

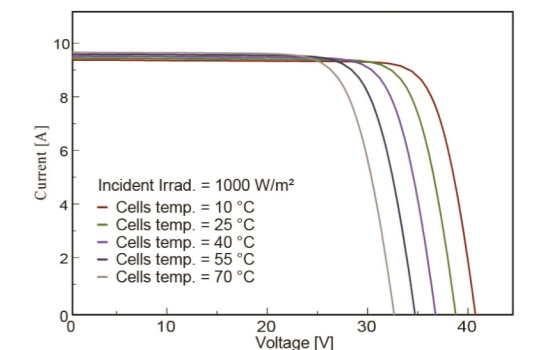
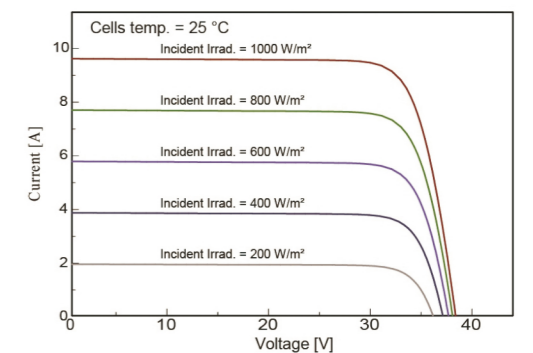
Packing Configuration

	1640×992×40mm		1640×992×35mm	
Container	20'GP	40'GP	20'GP	40'GP
Pieces per Pallet	26	26	30	30
Pallets per Container	12	28	12	28
Pieces per Container	312	728	360	840



All Dimensions in mm(inch)
The above drawing is a graphical representation of the product.
For engineering quality drawings please contact IDEAL SOLAR.

I-V Curve(INE280M)



Specifications are subject to change without further notification INE-EN-2017V1.0 © Copyright 2017 IDEAL

IDEAL MODULE

www.idealnewenergy.com

Email :sales@idealnewenergy.com