

# WP-XXXBB/G6-132H

Half-Cut Monocrystalline PERC Solar Module

Mono PERC Module

**132 CELL**

Power Output Range


**395-410 W**

Maximum System Voltage












**1500V DC**

Maximum Efficiency

**20.50%**



### Durability Assured

-  Outstanding performance in weak-light conditions
-  Anti-PID
-  Excellent temperature coefficient giving higher yields in the long term
-  IP68 connectors enhance the reliability of the PV system
-  Positive current sorting
-  Certified to withstand increased loads of up to 5400Pa
-  15-year product warranty  
25-year performance warranty
-  Salt mist corrosion certification
-  Ammonia corrosion certification
-  Fire test certification
-  Blowing sand resistance certification



### MANAGEMENT SYSTEM CERTIFICATES

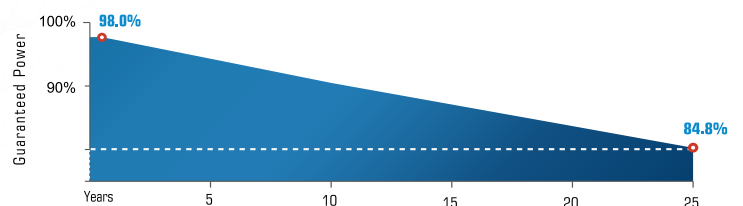
ISO 9001:2015/Quality management system  
 ISO 14001:2015/Standards for environmental management system  
 OHSAS 18001:2007/ International Standards for occupational health & safety

### PRODUCT CERTIFICATES

IEC 61215/ IEC 61730:VDE/TUV SUD/TUV Rheinland/CE  
 UL 1703 / 61730: UL  
 IEC 62716, IEC 61701 ED2: VDE



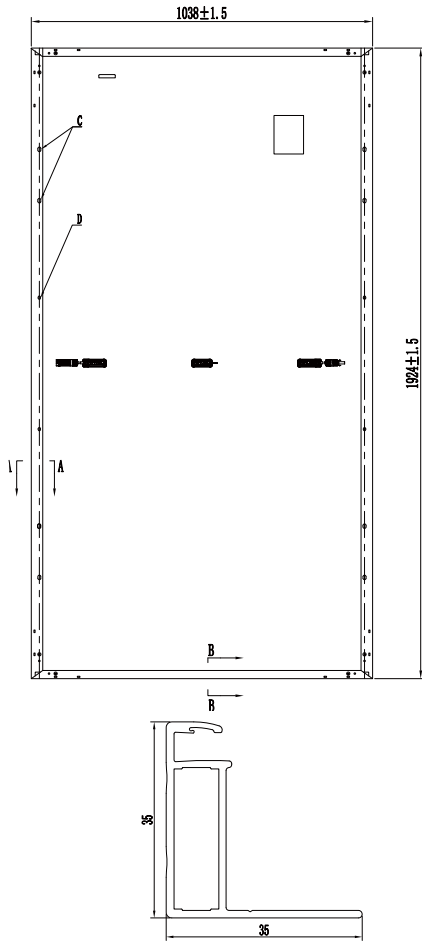
### LINEAR PERFORMANCE WARRANTY



**15-year Product Warranty** | **25-year Linear Performance Warranty**



**Module Dimension (mm)**



**Electrical Characteristics (STC\*)**

Power Class		395	400	405	410
Nominal Power (Pmax)	(W)	395	400	405	410
Open Circuit Voltage (Voc)	(V)	45.40	45.50	45.60	45.70
Short Circuit Current (Isc)	(A)	11.41	11.54	11.67	11.80
Voltage at Pmax (Vmp)	(V)	37.80	37.90	38.00	38.10
Current at Pmax (Imp)	(A)	10.46	10.56	10.66	10.77
Module Efficiency	(%)	19.70	20.00	20.30	20.50
Power Tolerance		0~+5W			

\* Irradiance 1000W/m<sup>2</sup>, Cell Temperature 25°C, Air Mass 1.5

**Electrical Characteristics (NOCT\*)**

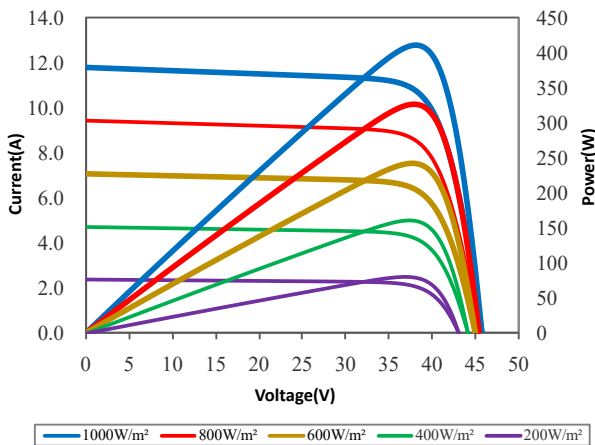
Power Class		395	400	405	410
Nominal Power (Pmax)	(W)	292	296	300	304
Open Circuit Voltage (Voc)	(V)	42.99	43.00	43.10	43.20
Short Circuit Current (Isc)	(A)	9.22	9.32	9.42	9.53
Voltage at Pmax (Vmp)	(V)	35.70	35.80	35.90	36.00
Current at Pmax (Imp)	(A)	8.18	8.27	8.36	8.44

\*Irradiance of 800W/m<sup>2</sup>, Ambient Temperature 20°C, Wind Speed 1m/s

**Mechanical Characteristics**

Number of Cells	132 cells(6x22)
Cell Type	Monocrystalline 166mm x 83mm
Dimensions of Module L*W*H (mm)	1924x1038x35 mm
Weight (kg)	22.0
Glass	3.2mm AR Coating tempered glass
Frame	Anodized aluminium alloy
J-Box	IP68,3 Bypass Diodes
Cable	4mm <sup>2</sup> (IEC),1200mm
Wind/ Snow Load	2400Pa/5400Pa
Connector	Staubli EVO2 or Compatible

**Current-Voltage Curve, WP-410BB/G6-132H**



**Temperature Characteristics**

Nominal Operation Cell Temperature (NOCT)	45°C±2°C
Temperature Coefficient of Pmax	-0.39%/°C
Temperature Coefficient of Voc	-0.29%/°C
Temperature Coefficient of Isc	0.049%/°C

**Design Characteristics**

Operating Temperature	-40°C TO +85°C
Maximum System Voltage	1000V / 1500V DC(IEC)
Max Series Fuse Rating	20A
Application Classification	Class A
Module Fire Performance	Class C

**Packing Information**

Module per Pallet	31 pieces
Module per 40' container	744 pieces

\*Wattpower reserves the right to make any adjustment to the information described herein at any time without notice. Please always obtain the most recent version of the datasheet which shall be duly incorporated into the binding contract made by the parties governing all transactions related to the purchase and sale of the products described herein.