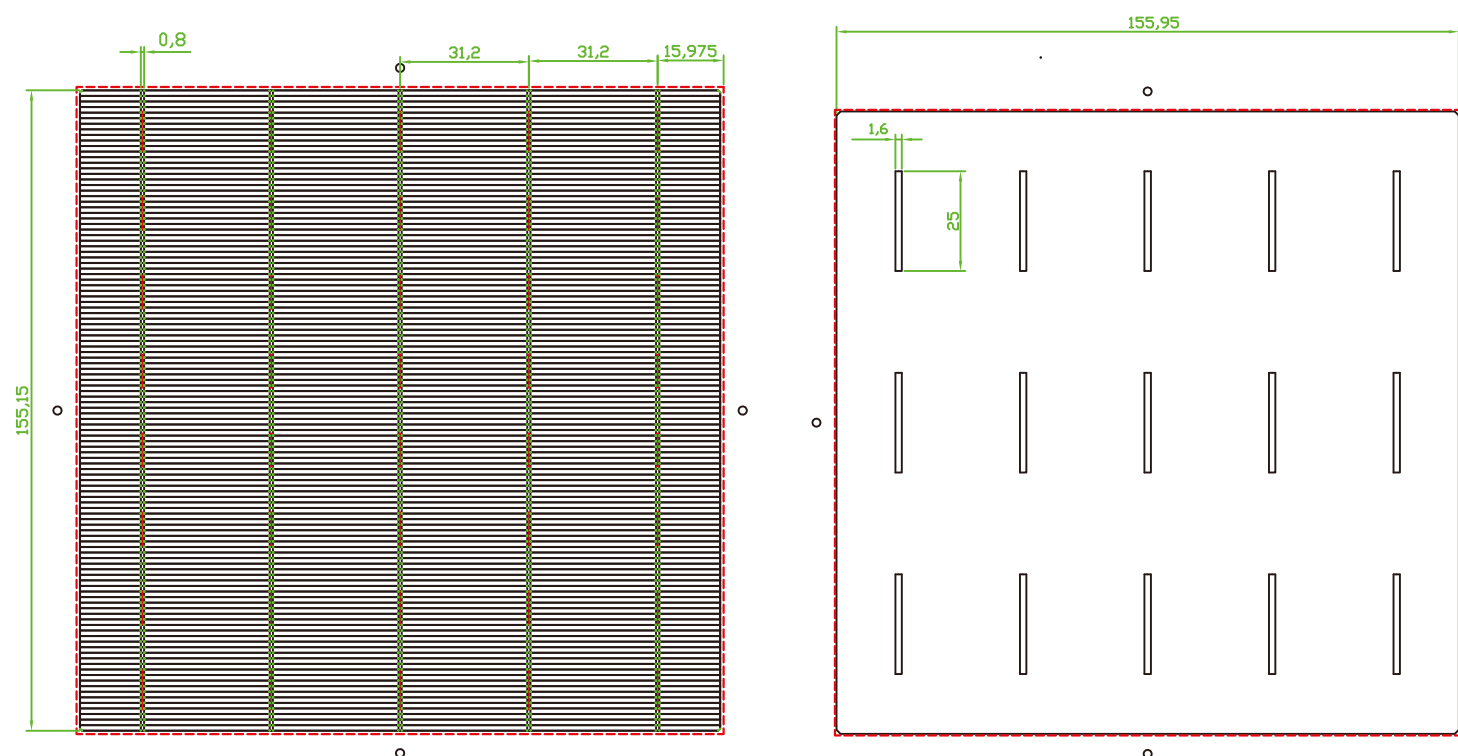




LS156.75P-5BB

Poly 6"(R220) Polycrystalline silicon solar cells



MECHANICAL DATA AND DESIGN

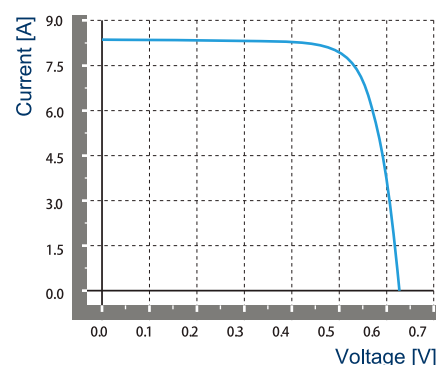
Format	156.75mm X 156.75mm ± 0.5mm
Thickness	200µm±20µm
Front(-)	0.8mm bus bars(silver), blue anti-reflecting coating(silicon nitride)
Back(+)	1.6mm wide soldering pads(silver) back surface field(aluminium)

TEMPERATURE COEFFICIENTS

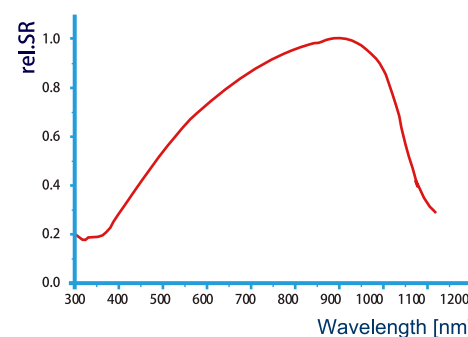
TkVoltage	-0.368%/K
TkCurrent	+0.077%/K
TkPower	-0.364%/K

No.	Efficiency(%)	Pmpp(W)	Umpp(V)	Impp(A)	Uoc(V)	Isc(A)	FF(%)
10	19.20	4.72	0.543	8.697	0.636	9.254	80.13
09	19.10	4.69	0.542	8.648	0.636	9.240	79.91
08	19.00	4.67	0.540	8.648	0.634	9.230	79.90
07	18.90	4.64	0.537	8.640	0.633	9.190	79.75
06	18.80	4.62	0.535	8.636	0.632	9.183	79.60
05	18.70	4.59	0.533	8.612	0.632	9.135	79.50
04	18.60	4.57	0.531	8.606	0.631	9.116	79.45
03	18.50	4.55	0.529	8.601	0.630	9.095	79.40
02	18.40	4.52	0.527	8.577	0.630	9.047	79.30
01	18.30	4.50	0.526	8.569	0.629	9.005	79.30

IV CURVE



SPECTRAL RESPONSE



INTENSITY DEPENDENCE

Intensity [W/m ²]	Isc	Voc	Pmpp
1000	1.00	1.000	1.000
800	0.80	1.000	0.900
500	0.50	0.960	0.400
300	0.30	0.930	0.200
200	0.20	0.920	0.100

*Ratio of Voc(Isc) at reduced intensity to Voc(Isc) at 1000 W/m²

Note: The cells pattern may be slightly different subject to the final delivery.

*calibrated against fraunhofer ISrEefiburg



Linking Solar Co., Limited

Mail: Info@linkingsolar.com
 Web: www.linkingsolar.com

