

The rechargeable batteries are lead-lead dioxide systems. The dilute sulfuric acid electrolyte is absorbed by separators and plates and thus immobilized. Should the battery be accidentally overcharged producing hydrogen and oxygen, special one-way valves allow the gases to escape thus avoiding excessive pressure build-up. Otherwise, the battery is completely sealed and is, therefore, maintenance-free, leak proof and usable in any position.



Battery Construction

Component	Positive plate	Negative plate	Container	Cover	Safety valve	Terminal	Separator	Electrolyte
Raw material	Lead dioxide	Lead	ABS	ABS	Rubber	Copper	Fiberglass	Sulfuric acid

General Feature

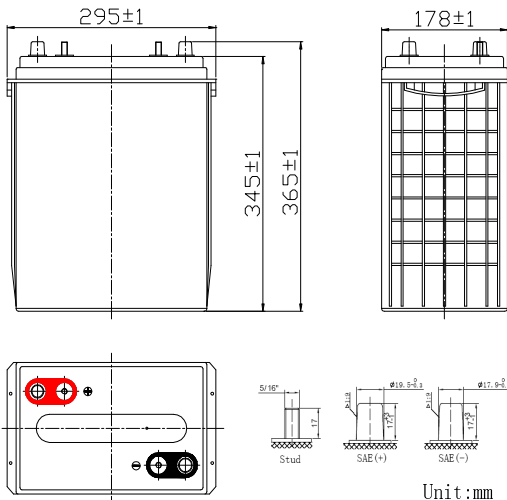
- Absorbent Glass Mat(AGM) technology for efficient gas recombination of up to 99% and freedom from electrolyte maintenance or water adding.
- Not restricted for air transport-complies with IATA/ICAO Special Provision A67.
- UL-recognized component.
- Can be mounted in any orientation.
- Computer designed lead, calcium tin alloy grid for high power density.
- Long service life, float or cyclic applications.
- Maintenance-free operation.
- Low self discharge.

Performance Characteristics

Capacity 77°F(25°C)	20 hour rate (15.5A、5.4V)	310Ah
	10 hour rate (30A、5.4V)	300Ah
	5 hour rate (54A、5.25V)	270Ah
	1 hour rate (195A、4.8V)	195Ah
Internal Resistance	Full charged Battery77°F(25°C): 1.5mΩ	
Capacity affected by Temperature (10 hour rate)	104° F(40°C)	102%
	77° F(25°C)	100%
	32° F(10°C)	85%
	5° F(-15°C)	65%
Self-Discharge 68°F(20°C)	Capacity after 3 month storage	90%
	Capacity after 6 month storage	80%
	Capacity after 12month storage	60%
Max. discharge current77°F(25°C): 1500A(5S)		
Charge (Constant Voltage)	Float: 6.8~6.9 V/77° F(25°C)	
	Cycle:7.20~7.35 V/77°F(25°C) Max. Current: 75A	

SPECIFICATION

- Nominal voltage 6V
- Number of cell 3
- Length(mm/inch) 295/11.6
- Width(mm/inch) 178/7.01
- Height(mm/inch) 345/13.6
- Total Height(mm/inch) 365/14.4
- Approx. Weight(kg/lbs) 48/105.8



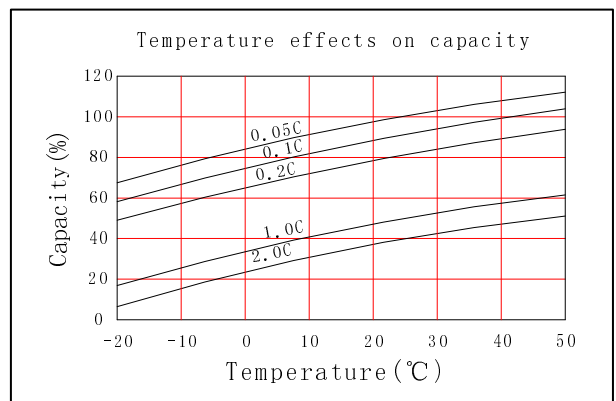
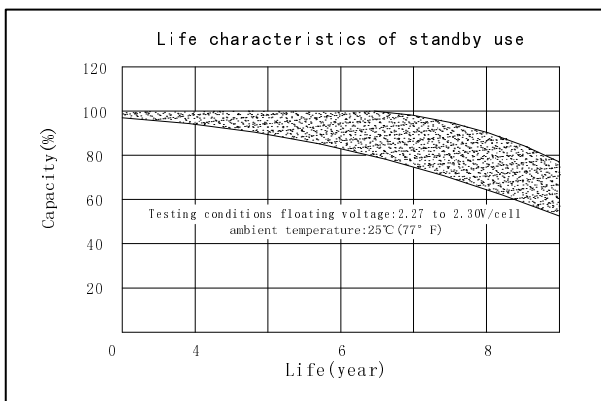
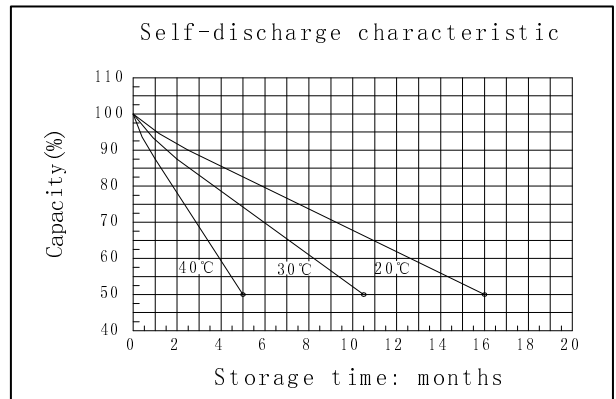
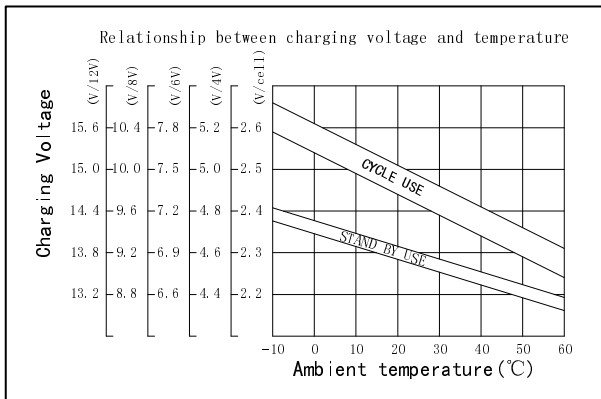
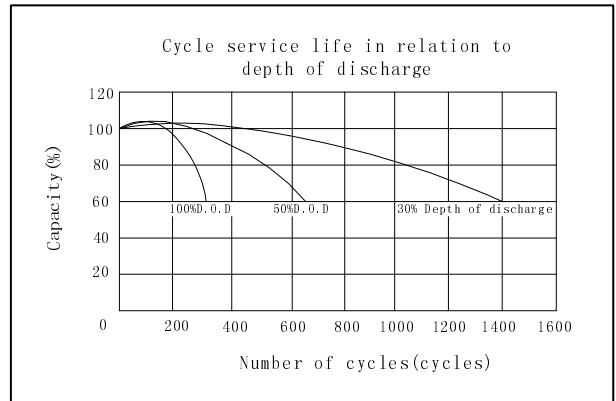
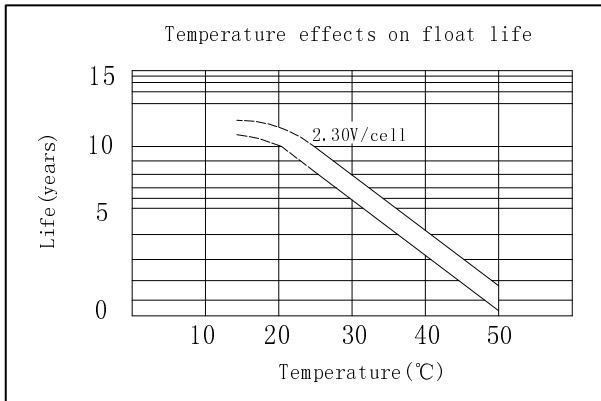
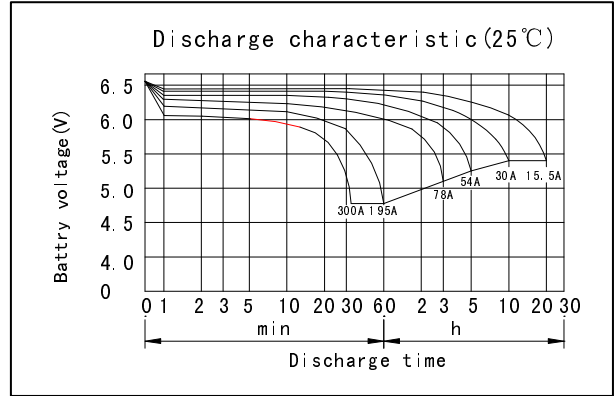
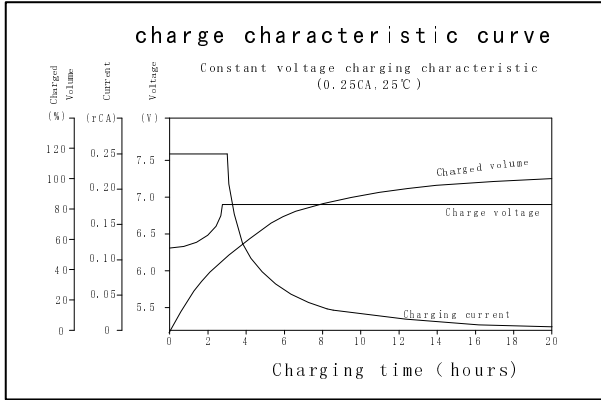
Discharge Constant Current (Amperes at 77° F 25 °C)

End Point Volts/Cell	5min	10min	15min	30min	1h	3h	5h	10h	20h
1.60V		627	480	330	195	79.8	55.7	30.4	15.7
1.65V		589	464	321	191	79.0	55.2	30.3	15.7
1.70V		555	446	311	186	78.0	54.6	30.3	15.6
1.75V		517	428	301	181	77.0	54.0	30.2	15.6
1.80V		477	407	289	175	75.8	53.3	30.0	15.5

Discharge Constant Power (watts at 77° F 25 °C)

End Point Volts/Cell	5min	10min	15min	30min	45min	1h	2h	3h	5h
1.60V		1020	834	590	452	347	222	157	104
1.65V		960	794	563	437	334	217	154	102
1.70V		900	754	537	421	320	210	149	100
1.75V		841	713	511	405	308	205	146	96.0
1.80V		782	672	485	389	295	199	141	93.0

(Note)The above characteristics data are average values obtained Within three charge/discharge cycles not the minimum values.



GREAT POWER BATTERY TECHNOLOGY CO.,LTD
 Address: Longguan 1st Road, Longhua Town, BaoAn District, Shenzhen, China.
 TEL: 86-755-2900 8403 Fax: 86-755-3386 3366
 Email: info@greatpowerbattery.com Http:// www.greatpowerbattery.com