


## 72 CELL POLYCRYSTALLINE MODULE

## 340W-360W POWER OUTPUT RANGE

## 17.95% MAXIMUM EFFICIENCY

## 0~+5W POSITIVE POWER TOLERANCE

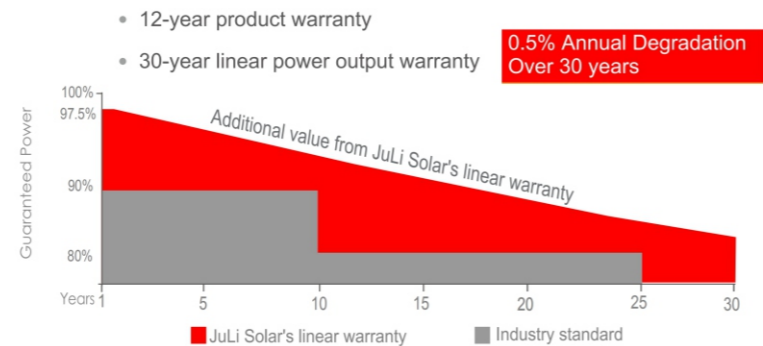


ISO9001:2015 Quality management systems  
ISO14001: 2015 Quality management systems  
OHSAS18001: 2018 Occupational health and safety management systems  
IEC61215, IEC61730, UL1703 certified product



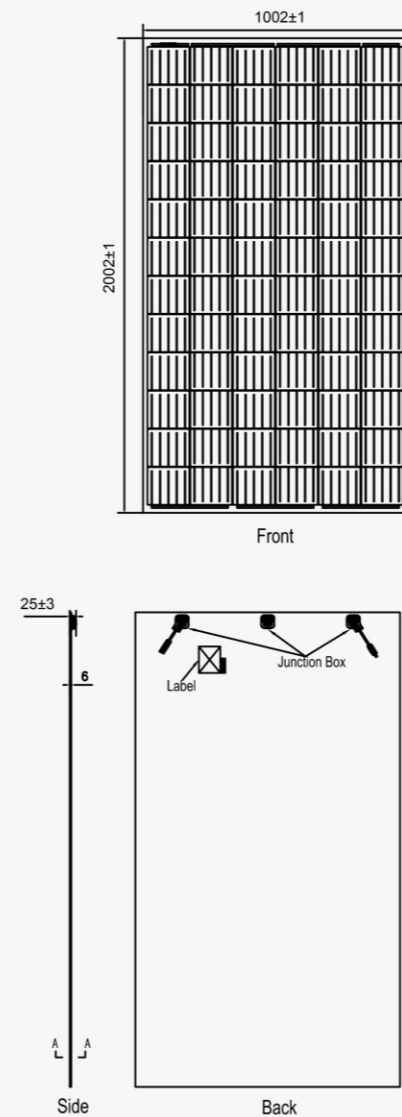
- Ideal for large scale installations**
  - High power footprint reduces installation time & BOS costs
- One of the industry's most trusted modules**
  - Field proven performance
  - Juli NewEnergy's financial solidity consistently confirmed by banks and investors
- Highly reliable due to stringent quality control**
  - Over 30 in-house tests(UV, HF, and many more)
  - In-house testing goes well beyond certification requirements
- Certified to withstand challenging environmental conditions**
  - 2400 Pa wind load
  - 5400 Pa snow load
- High conversion efficiency**
  - Due to top quality wafers
  - Advanced cell technology
- PID and snail trails free**
  - PID free by frameless design
  - No snail trail
- Class A fire protection**
  - Class A fire protection lead to better flame resistance
  - Ideal for rooftop system
- Optimal Self-cleaning**
  - Optimal self-cleaning due to frameless module design

### LINEAR PERFORMANCE WARRANTY

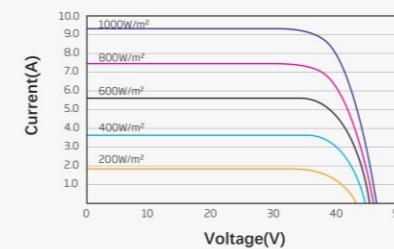


## TECHNICAL PARAMETERS

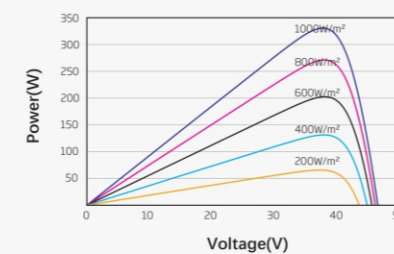
### DIMENSIONS OF PV MODULE(mm)



### I-V CURVES OF PV MODULE(340W)



### P-V CURVES OF PV MODULE(340W)



### MECHANICAL DATA

Module Dimensions	2002 × 1002 × 6mm(2002 x 1002 x 25 mm with junction box)
Weight	28.0kg
Cell	Polycrystal 158.75mm x 158.75mm
Front Glass	2.5mm AR tempered
Back Glass	2.5mm tempered
Junction Box	IP67
Cables	4.0 mm <sup>2</sup> , 300mm (Customized Length)
Connector	MC4 compatible
Wind/Snow Load	2400 Pa /5400 Pa

### ELECTRICAL DATA (STC)

Module Type (JLS72PDG)	360W	355W	350W	345W	340W
	STC	STC	STC	STC	STC
Peak Power (P <sub>max</sub> )	360W	355W	350W	345W	340W
Open Circuit Voltage (V <sub>oc</sub> )	47.6V	47.4V	47.2V	47.0V	46.8V
Short Circuit Current(I <sub>sc</sub> )	9.72A	9.65A	9.58A	9.51A	9.44A
Maximum Power Voltage(V <sub>mp</sub> )	39.5V	39.2V	38.9V	38.6V	38.2V
Maximum Power Current (I <sub>mp</sub> )	9.12A	9.06A	8.99A	8.94A	8.89A
Module Efficiency	17.95%	17.70%	17.45%	17.20%	16.95%
Power Tolerance	0~+5W				
Maximum System Voltage	DC 1500V				
Max Series Fuse Rating	15A				

STC:Irradiance 1000W/m<sup>2</sup>, 25°C, AM1.5

### TEMPERATURE RATINGS

Temperature Coefficient of P <sub>max</sub>	-0.40%/°C
Temperature Coefficient of V <sub>oc</sub>	-0.32%/°C
Temperature Coefficient of I <sub>sc</sub>	0.05%/°C
Operational Temperature	-40~+85°C
NOCT(Nominal Operating Cell Temperature)	45 ± 2°C

### PACKAGING CONFIGURATION

Container	20GP	40HQ
Quantity/pallet	30	30
Pallets/container	10	22
Quantity/container	300	660

Specifications are subject to change without prior notice

