


# S-Dome V 10° System **New**

## The single-sided elevation – generation V




### Now optimised and improved:

- ▶ S-Dome V with a modified geometry for the improved absorption of tolerances
- ▶ Short mounting rails with an integrated ballast tray
- ▶ Flexible EPDM support pad:
  - Compensates for tolerances
  - Better friction coefficient reduces ballasting
- ▶ Lower transport volume reduces logistics costs
- ▶ Aerodynamically optimised based on wind tunnel tests




## Components



### Mat V + rail

- ▶ The flexible Mat V EPDM support pad can absorb tolerances and protects the roof cover
- ▶ The mounting rail is connected to the Mat V with a simple sliding motion and has an integrated ballast tray.



### Dome V SD and Peaks with Basis

- ▶ Modified geometry to absorb tolerances and material-optimised
- ▶ Only one screw connection
- ▶ Lower volume and weight

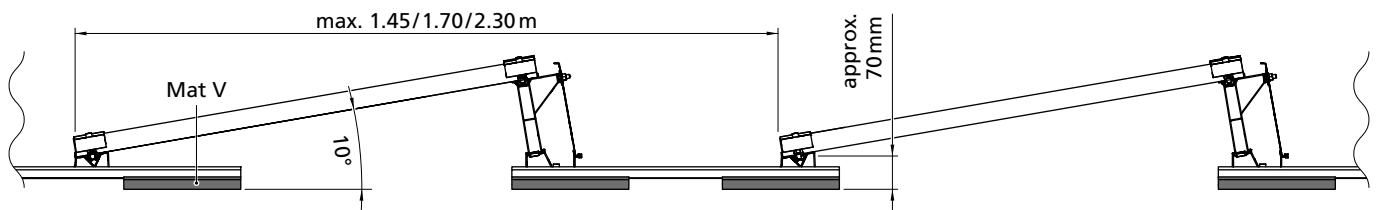
### Universal module clamp: MiniClamp MC/EC

- ▶ Clamping range 30- 50 mm
- ▶ Compatible with the S-Rock and MiniRail System



### Windbreaker

Wind deflection on the reverse side



## Technical data

	S-Dome V
Scope of application	Flat roofs with a foil or bitumen roof cover and laid on concrete or gravel
Fastening type/roof fixture	Stable, if necessary with ballasting, no roof penetration
Requirements	<ul style="list-style-type: none"> <li>▶ Permissible module dimensions (L×W×H): 1386 - 2067 × 990 - 1002 × 30 - 50 mm</li> <li>▶ Minimum system size: 2 modules</li> </ul>
Technical specifications	<ul style="list-style-type: none"> <li>▶ Thermal separation after a maximum of 15.5 m</li> <li>▶ Minimum distance to the edge of the roof 600 mm</li> </ul>
Inclination angle	10°
Material	<ul style="list-style-type: none"> <li>▶ Mounting rails, Peak, Basic, SD, Windbreaker and MiniClamps: Aluminium EN AW-6063 T66</li> <li>▶ Mat V protective mat: EPDM</li> <li>▶ Small parts: stainless steel (1.4301) A2-70</li> </ul>