


# AU-120MH

POWER RANGE

585W~605W


CELL SIZE

210\*105mm




### JUNCTION BOX

Waterproof protection grade:IP67/IP68  
Safety Level: Class II  
Maximum System Voltage: 1500V  
outstanding waterproof level ·  
Effectively resist harsh environments



### Frame

Strong machinical load  
resistance up to 5400Pa  
Anodic oxidation layer resistant to  
chemical corrosion available  
in silver and black



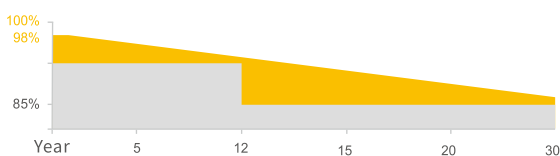
12BB

## QUALIFICATIONS AND CERTIFICATES



· IEC61215 / · IEC61730

## WARRANTY



12 YEARS

Guarantee on product material and workmanship

30 YEARS

Linear Power output warranty



### Half-cut Technology

New circuit design, lower internal current and lower internal resistance loss



### Significantly avoiding heat spot

The unique circuit design to reduce the temperature of heat spot significantly, so that to reduce the power loss and then increase the output of modules.



### Lower cost

Increasing power generation can reduce the cost per kilowatt-hour



### Excellent performance of PID resistance

The performance of PID resistance (Potential Induced Degradation) passed the standard of TUV Nord.

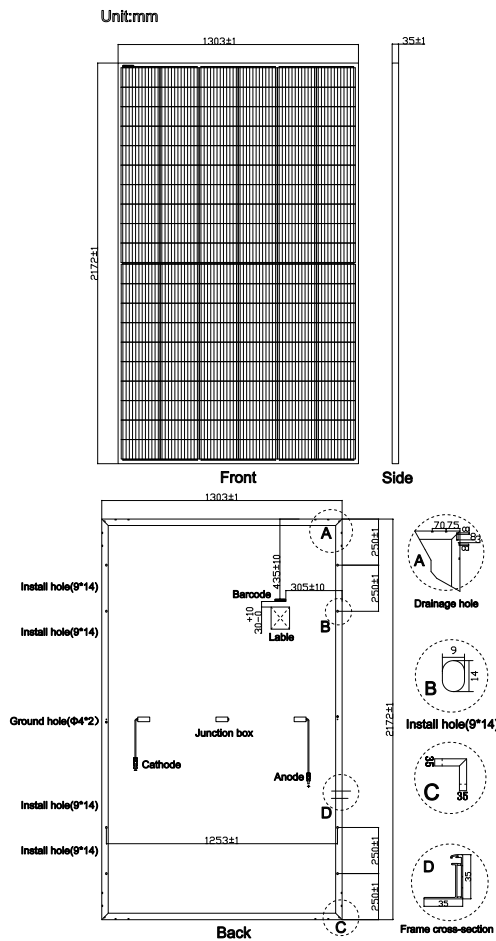
**AUSTA ENERGY**  
[www.austagroup.com](http://www.austagroup.com)

AUSTA ENERGY established in 2008, is a high-tech enterprise integrating R&D, production and sales of solar energy products. It is committed to the overall solution of distributed photovoltaic system and provides services from consulting, design, construction, financing to intelligent operation and maintenance.

AUSTA has 3 production sites in China and branches and representative offices in more than 10 countries overseas. Products include solar cells, modules, On/Off grid solar system, solar pump and other solar related applications. Our products have passed many international certifications such as TUV, MCS, CEC, IEC, ISO, CE, CQC and so on. With excellent quality, our products are exported to more than 100 countries of the world.

Since its establishment, AUSTA has always followed the idea of "Smart energy, Lightning future". It has followed the steps of "the Belt and Road Initiative", we bring bright light to the countries and people who are short of electricity. Sharing the concept of modern civilization, and building a green home together.

## PV DRAWINGS



## ELECTRICAL DATA (STC)

| Model Type                 | AU585-30V<br>-MH | AU590-30V<br>-MH | AU595-30V<br>-MH | AU600-30V<br>-MH | AU605-30V<br>-MH |
|----------------------------|------------------|------------------|------------------|------------------|------------------|
| Peak Power(Pmax)           | 585.00           | 590.00           | 595.00           | 600.00           | 605.00           |
| Maximum Power Voltage(Vmp) | 33.80            | 34.00            | 34.20            | 34.40            | 34.60            |
| Maximum Power Current(Imp) | 17.31            | 17.35            | 17.40            | 17.44            | 17.49            |
| Open Circuit Voltage(Voc)  | 40.90±3%         | 41.10±3%         | 41.30±3%         | 41.50±3%         | 41.70±3%         |
| Short Circuit Current(Isc) | 18.37±3%         | 18.42±3%         | 18.47±3%         | 18.52±3%         | 18.57±3%         |
| Module Efficiency( % )     | 20.67            | 20.84            | 21.02            | 21.20            | 21.37            |

\* STC: irradiance 1000 W/m<sup>2</sup>, AM 1.5, and cell temperature of 25°C

## ELECTRICAL DATA (NOCT)

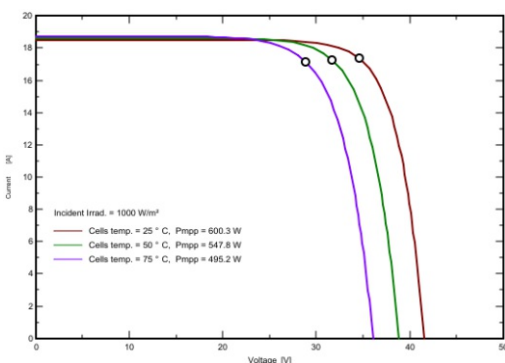
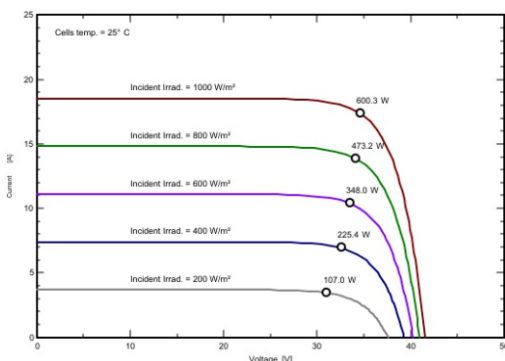
| Model Type                 | AU585-30V<br>-MH | AU590-30V<br>-MH | AU595-30V<br>-MH | AU600-30V<br>-MH | AU605-30V<br>-MH |
|----------------------------|------------------|------------------|------------------|------------------|------------------|
| Peak Power(Pmax)           | 443.00           | 447.0            | 451.0            | 454.0            | 458.0            |
| Maximum Power Voltage(Vmp) | 31.50            | 31.70            | 31.90            | 32.00            | 32.20            |
| Maximum Power Current(Imp) | 14.05            | 14.09            | 14.13            | 14.18            | 14.22            |
| Open Circuit Voltage(Voc)  | 38.50±3%         | 38.70±3%         | 38.90±3%         | 39.10±3%         | 39.30±3%         |
| Short Circuit Current(Isc) | 14.81±3%         | 14.85±3%         | 14.88±3%         | 14.92±3%         | 14.96±3%         |

\* NOCT: irradiance 800 W/m<sup>2</sup>, AM 1.5, ambient temperature 20°C, wind speed 1 m/s

## TEMPERATURE & MAXIMUM RATING

|  |             |
|--|-------------|
| Maximum System Voltage (V)                   | 1500 V      |
| Maximum Series Fuse Rating (A)               | 30 A        |
| Power Tolerance                              | 0~+3 W      |
| Pmax Temperature Coefficients (W/°C)         | -0.340 %/°C |
| Voc Temperature Coefficients (V/°C)          | -0.250 %/°C |
| Isc Temperature Coefficients (A/°C)          | +0.040 %/°C |
| NOCT Nominal Operating Cell Temperature (°C) | 45±2 °C     |
| Operating and Storage Temperature (°C)       | -40~+85 °C  |

## IV CURVE (600W)



## MECHANICAL CHARACTERISTICS

|                        |   |
|------------------------|---|
| Cell Type              | 210*105 Mono  |
| No. of Cells           | 120 (12*10)   |
| Dimensions             | 2172*1303*35mm  |
| Weight                 | 30.90kg   |
| Front Glass            | 3.2mm high transmission, low iron, tempered glass     |
| Frame                  | Anodized Aluminium Alloy                              |
| Junction box           | IP67/IP68 3diodes                                     |
| Output cables          | 4mm <sup>2</sup> cable 35cm (Including MC4 connector) |
| MaxWind Load/Snow Load | 2400Pa/5400Pa   |

## PACKING WAY

|                |                    |
|----------------|--------------------|
| 40HQ container | 17 Packages/527pcs |
|----------------|--------------------|

Austa



ZHEJIANG AUSTA GREEN ENERGY TECHNOLOGY CO., LTD

ADD: NO.128 Haichuan Rd, Jiangbei Dist., Ningbo, China

Tel : 86-574-87915068

Cell: 86-13566302808

E-mail : sales@austagroup.com

The company reserves the right of final interpretation, November 2020 edition