

R5515 TL

135.532.050

R6615 TL

136.632.050



OUTPUT VOLTAGE

400 V_{AC}

MPPT VOLTAGE RANGE

675 - 1.320V_{DC}

Advantage

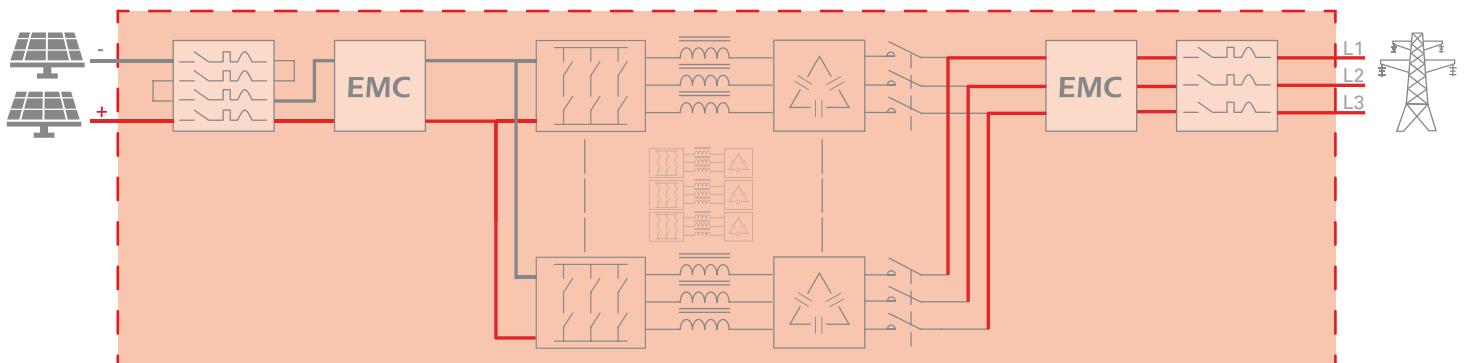
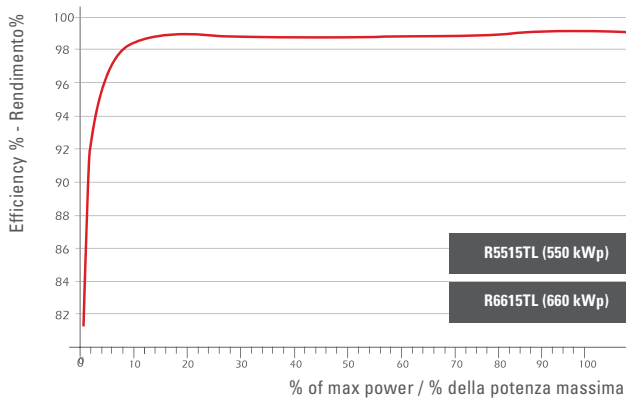
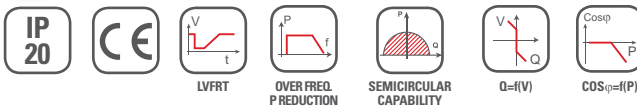
- > High efficiency, up to 99%.
- > Modular inverter (MPS system).
- > Elevato rendimento, quasi 99%.
- > Modularità dell'inverter (MPS system).

Features

- > Use of a single magnetic component each module.
- > Advance modularity (according to IPCCM algorithm).
- > Continual monitoring of the system and integrated datalogger.
- > Outbound communication.
- > Monitoring of the photovoltaic plant.
- > Impiego di un singolo componente magnetico per ciascun modulo.
- > Modulazione all'avanguardia (secondo l'algoritmo IPCCM).
- > Supervisione continua del sistema e datalogger integrato.
- > Comunicazione verso il mondo esterno.
- > Monitoraggio dell'impianto fotovoltaico.

Accessories

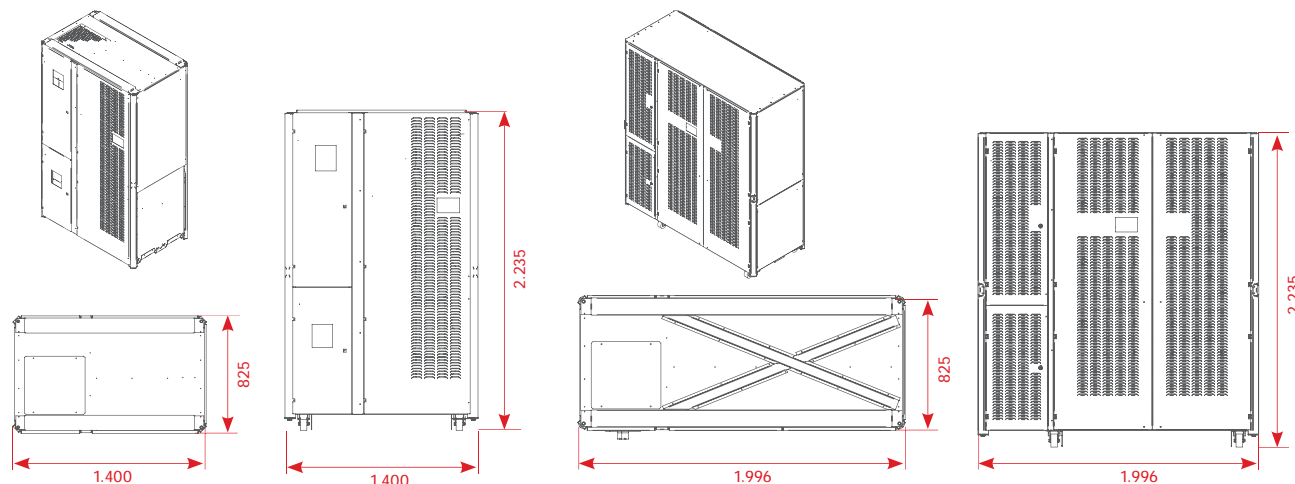
- > See accessories pag. 41
- > Vedi accessori pag. 41



MV Central Inverter

R5515 TL

R6615 TL



DC Input - PV Module

	R5515TL	R6615TL
Nr Modules	5	6
MPPT voltage range(V_{DC})	675 - 1.320 V	675 - 1.320 V
Max no-load PV voltage (V_{OC})	1.500 V	1.500 V
DC-voltage ripple (%)	3%	3%
Maximum input current (A_{DC})	800 A	960 A
DC control mode	Rapid and efficient MPPT control	Rapid and efficient MPPT control
Number of MPPT	1	1
Number of input max in parallel	2 (Opt. 4)	2 (Opt. 4)
Reverse polarity protection	•	•
DC input connection	Integrated DC Switch	Integrated DC Switch
Overvoltage protection	SPD surge arrestors	SPD surge arrestors
Overvoltage Category	II	II

AC Output grid

Nominal power (kVA)* (Note1)	513 kVA	615 kVA
Max current (A_{AC})*(Note1)	741 A	889 A
Max unbalance current	< 2%	< 2%
AC output Voltage (V_{AC})	400V _{RMS} ±10%	400V _{RMS} ±10%
Nr Phase	3-phase (L1-L2-L3-PE)	3-phase (L1-L2-L3-PE)
Frequency (Hz)	50/60 Hz	50/60 Hz
Aux. power supply ($V_{AC} - I_{AC}$)	230V ±10% - 10A (L-N)	230V ±10% - 10A (L-N)
Auxiliary control supply	230V ±10% - 10A (L-N)	230V ±10% - 10A (L-N)
Distortion factor (THD)	< 3%	< 3%
Galvanic insulation	No (transformerless)	No (transformerless)
AC input connection	Magnetohermic AC grid switch	Magnetohermic AC grid switch

General Data

Maximum efficiency	98.80%	98.80%
European efficiency	98.30%	98.30%
Static MPPT efficiency	> 99.9 %	> 99.9 %
Dynamic MPPT efficiency	> 99.8 %	> 99.8 %
Night consumption (W)	< 60 W	< 60 W
Modulation	By using the IPCCM algorithm	By using the IPCCM algorithm
Weight (kg)	1.300 kg	1.330 kg
Protection degree	IP20	IP20
Cooling	By using fans speed controlled by temperature	By using fans speed controlled by temperature
Dimensions (DxWxH mm)	1.400x825x2.235 mm	1.996x825x2.235 mm
Noise level (dBA)	< 70 dBA	< 70 dBA
Operating temperature (°C)	-10° C +50° C	-10° C +50° C
Storage temperature (°C)	-20° C +60° C	-20° C +60° C
Humidity Not condensing	0 ÷ 95%	0 ÷ 95%
Height above the sea (without derating) *(Note 2)	1.000 m	1.000 m
Air Flow	2.425 m³/h	2.910 m³/h
Protection class	I	I
Colour	RAL 9006	RAL 9006

*Note1. Power factor (cosφ)= 1 / Fattore di potenza (cosφ)= 1"

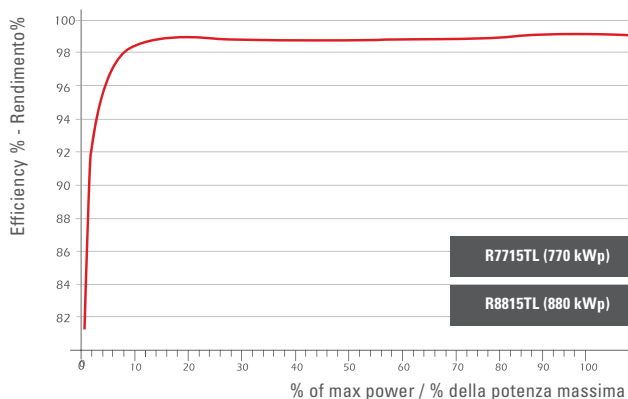
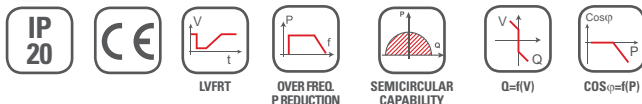
**Note2. Above 1000m derate the power of 1% pr 100m up to 3000m over the sea level /Riduzione di potenza pari a 1% ogni 1.000 m oltre i 1.000m e fino ai 3000 m massimo slm."

R7715 TL

137.732.050

R8815 TL

138.832.050



MAXIMUM EFFICIENCY

98.9 %

OUTPUT VOLTAGE

400 V_{AC}

MPPT VOLTAGE RANGE

675 - 1.320V_{DC}

Advantage

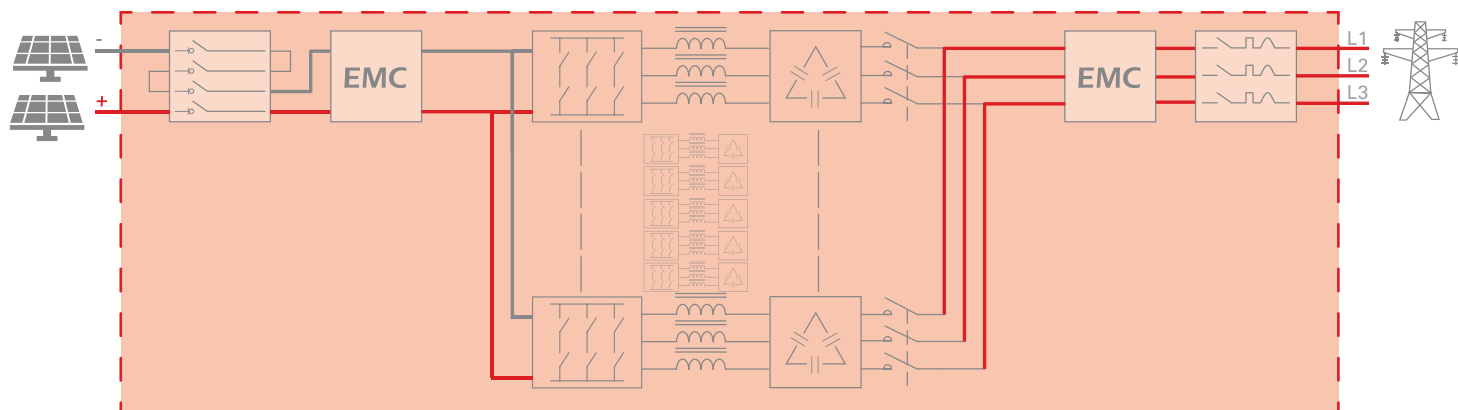
- > High efficiency, up to 99%.
- > Modular inverter (MPS system).
- > Elevato rendimento, quasi 99%.
- > Modularità dell'inverter (MPS system).

Features

- > Use of a single magnetic component each module.
- > Advance modularity (according to IPCCM algorithm).
- > Continual monitoring of the system and integrated datalogger.
- > Outbound communication.
- > Monitoring of the photovoltaic plant.
- > Impiego di un singolo componente magnetico per ciascun modulo.
- > Modulazione all'avanguardia (secondo l'algoritmo IPCCM).
- > Supervisione continua del sistema e datalogger integrato.
- > Comunicazione verso il mondo esterno.
- > Monitoraggio dell'impianto fotovoltaico.

Accessories

- > See accessories pag. 79
- > Vedi accessori pag. 79

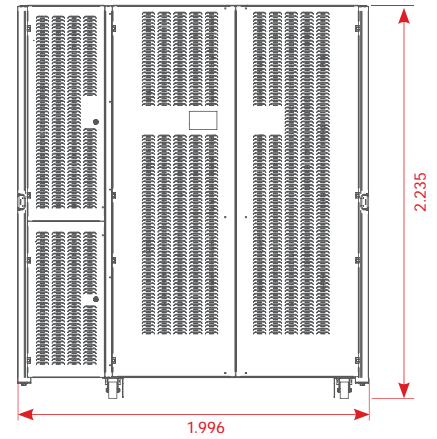
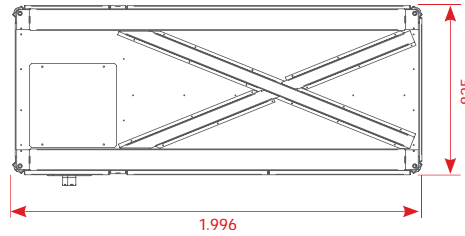
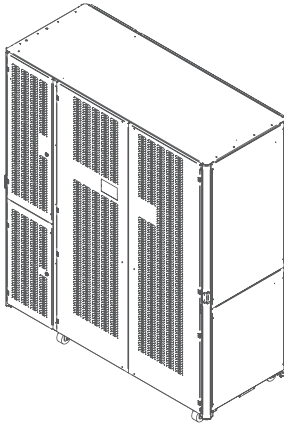


MV Central Inverter

R7715 TL

R8815 TL

Fimer Solar. **MV Central Inverter 1.500V**



DC Input - PV Module

	R7715TL	R8815TL
Nr Modules	7	8
MPPT voltage range(V_{DC})	675 - 1.320 V	675 - 1.320 V
Max no-load PV voltage (V_{OC})	1.500 V	1.500 V
DC-voltage ripple (%)	3%	3%
Maximum input current (A_{DC})	1.120 A	1.280 A
DC control mode	Rapid and efficient MPPT control	Rapid and efficient MPPT control
Number of MPPT	1	1
Number of input max in parallel	2 (Opt. 4)	2 (Opt. 4)
Reverse polarity protection	•	•
DC input connection	Integrated DC Switch	Integrated DC Switch
Overvoltage protection	SPD surge arrestors/	SPD surge arrestors
Overvoltage Category	II	II

AC Output grid

	R7715TL	R8815TL
Nominal power (kVA)* (Note1)	718 kVA	820 kVA
Max current (A_{AC})*(Note1)	1.037 A	1.185 A
Max unbalance current	< 2%	< 2%
AC output Voltage (V_{AC})	400V _{RMS} ±10%	400V _{RMS} ±10%
Nr Phase	3-phase (L1-L2-L3-PE)	3-phase (L1-L2-L3-PE)
Frequency (Hz)	50/60 Hz	50/60 Hz
Aux. power supply ($V_{AC} - I_{AC}$)	230V ±10% - 10A (L-N)	230V ±10% - 10A (L-N)
Auxiliary control supply	230V ±10% - 10A (L-N)	230V ±10% - 10A (L-N)
Distortion factor (THD)	< 3%	< 3%
Galvanic insulation	No (transformerless)	No (transformerless)
AC input connection	Magnetothermic AC grid switch	Magnetothermic AC grid switch

General Data

	R7715TL	R8815TL
Maximum efficiency	98.80%	98.80%
European efficiency	98.30%	98.30%
Static MPPT efficiency	> 99.9 %	> 99.9 %
Dynamic MPPT efficiency	> 99.8 %	> 99.8 %
Night consumption (W)	< 60 W	< 60 W
Modulation	By using the IPCCM algorithm	By using the IPCCM algorithm
Weight (kg)	1.400 kg	1.430 kg
Protection degree	IP20	IP20
Cooling	By using fans speed controlled by temperature	By using fans speed controlled by temperature
Dimensions (DxWxH mm)	1.996x825x2.235 mm	1.996x825x2.235 mm
Noise level (dBA)	< 70 dBA	< 70 dBA
Operating temperature (°C)	-10° C +50° C	-10° C +50° C
Storage temperature (°C)	-20° C +60° C	-20° C +60° C
Humidity Not condensing	0 ÷ 95%	0 ÷ 95%
Height above the sea (without derating) *(Note 2)	1.000 m	1.000 m
Air Flow	3.395 m³/h	3.880 m³/h
Protection class	I	I
Colour	RAL 9006	RAL 9006

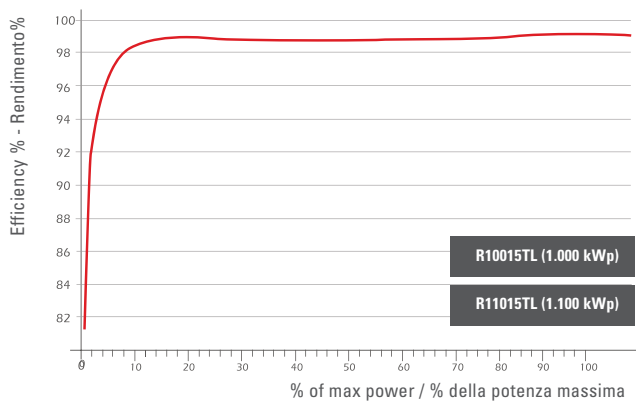
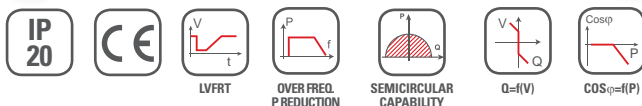
*Note1. Power factor (cosφ)= 1 / Fattore di potenza (cosφ)= 1"

*Note2. Above 1000m derate the power of 1% pr 100m up to 3000m over the sea level /Riduzione di potenza pari a 1% ogni 1.000 m oltre i 1.000m e fino a 3000 m massimo slm."

R10015 TL R11015 TL

131.042.050

131.142.050



MAXIMUM EFFICIENCY

98.9 %

OUTPUT VOLTAGE

400 V_{AC}

MPPT VOLTAGE RANGE

675 - 1.320V_{DC}

Advantage

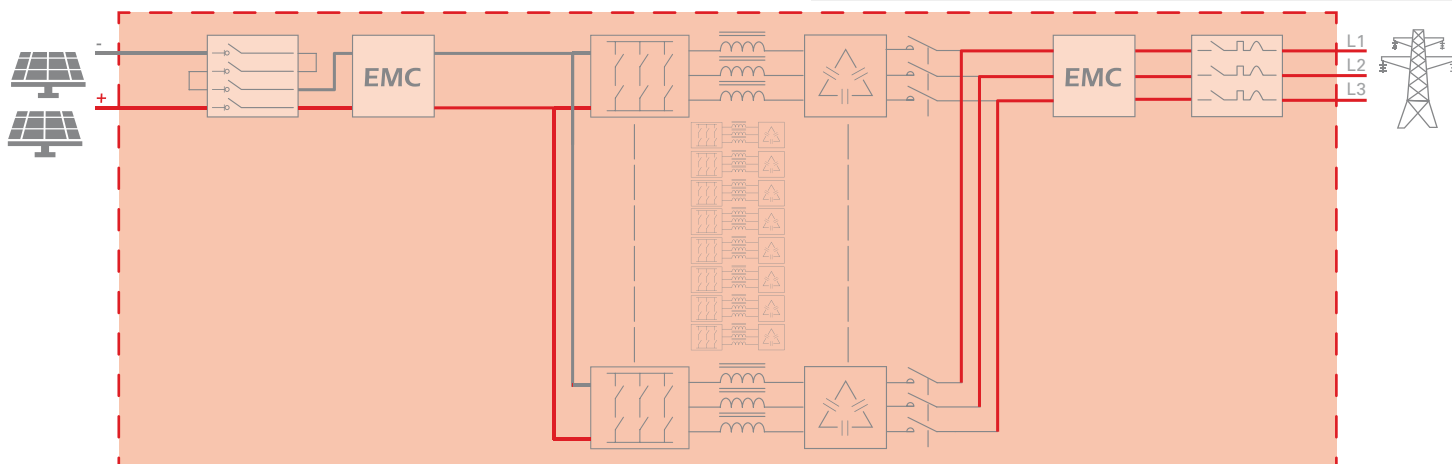
- > High efficiency, up to 99%.
- > Modular inverter (MPS system).
- > Elevato rendimento, quasi 99%.
- > Modularità dell'inverter (MPS system).

Features

- > Use of a single magnetic component each module.
- > Advance modularity (according to IPCCM algorithm).
- > Continual monitoring of the system and integrated datalogger.
- > Outbound communication.
- > Monitoring of the photovoltaic plant.
- > Impiego di un singolo componente magnetico per ciascun modulo.
- > Modulazione all'avanguardia (secondo l'algoritmo IPCCM).
- > Supervisione continua del sistema e datalogger integrato.
- > Comunicazione verso il mondo esterno.
- > Monitoraggio dell'impianto fotovoltaico.

Accessories

- > See accessories pag. 79
- > Vedi accessori pag. 79

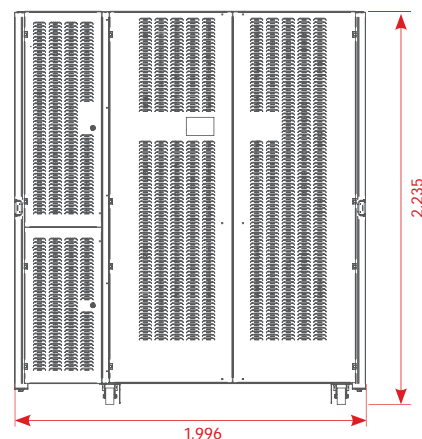
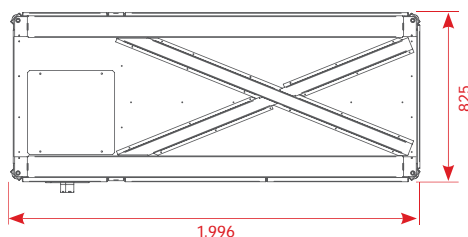
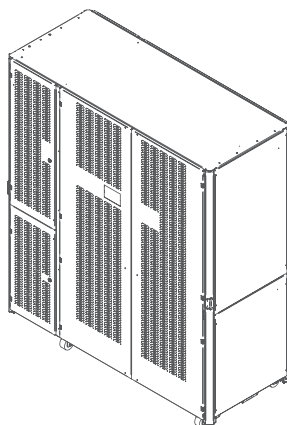


MV Central Inverter

R10015 TL

R11015 TL

Fimer Solar. **MV Central Inverter 1.500V**



DC Input - PV Module

	R10015TL	R11015TL
Nr Modules	9	10
MPPT voltage range (V_{DC})	675 - 1.320 V	675 - 1.320 V
Max no-load PV voltage (V_{OC})	1.500 V	1.500 V
DC-voltage ripple (%)	3%	3%
Maximum input current (A_{DC})	1.440 A	1.600 A
DC control mode	Rapid and efficient MPPT control	Rapid and efficient MPPT control
Number of MPPT	1	1
Number of input max in parallel	2 (Opt. 4)	2 (Opt. 4)
Reverse polarity protection	•	•
DC input connection	Integrated DC Switch	Integrated DC Switch
Overvoltage protection	SPD surge arrestors	SPD surge arrestors
Overvoltage Category	II	II

AC Output grid

Nominal power (kVA)* (Note1)	923 kVA	1.025 kVA
Max current (A_{AC})*(Note1)	1.333 A	1.480 A
Max unbalance current	< 2%	< 2%
AC output Voltage (V_{AC})	400V _{RMS} ±10%	400V _{RMS} ±10%
Nr Phase	3-phase (L1-L2-L3-PE)	3-phase (L1-L2-L3-PE)
Frequency (Hz)	50/60 Hz	50/60 Hz
Aux. power supply ($V_{AC} - I_{AC}$)	230V ±10% - 10A (L-N)	230V ±10% - 10A (L-N)
Auxiliary control supply	230V ±10% - 10A (L-N)	230V ±10% - 10A (L-N)
Distortion factor (THD)	< 3%	< 3%
Galvanic insulation	No (transformerless)	No (transformerless)
AC input connection	Magnetothermic AC grid switch	Magnetothermic AC grid switch

General Data

Maximum efficiency	98.90%	98.90%
European efficiency	98.62%	98.62%
Static MPPT efficiency	> 99.9 %	> 99.9 %
Dynamic MPPT efficiency	> 99.8 %	> 99.8 %
Night consumption (W)	< 60 W	< 60 W
Modulation	By using the IPCCM algorithm	By using the IPCCM algorithm
Weight (kg)	1.500 kg	1.530 kg
Protection degree	IP20	IP20
Cooling	By using fans speed controlled by temperature	By using fans speed controlled by temperature
Dimensions (DxWxH mm)	1.996x825x2.235 mm	1.996x825x2.235 mm
Noise level (dBA)	< 70 dBA	< 70 dBA
Operating temperature (°C)	-10° C +50° C	-10° C +50° C
Storage temperature (°C)	-20° C +60° C	-20° C +60° C
Humidity Not condensing	0 ÷ 95%	0 ÷ 95%
Height above the sea (without derating) *(Note 2)	1.000 m	1.000 m
Air Flow	4.365 m³/h	4.850 m³/h
Protection class	I	I
Colour	RAL 9006	RAL 9006

*Note1. Power factor (cosφ)= 1 / Fattore di potenza (cosφ)= 1"

**Note2. Above 1000m derate the power of 1% pr 100m up to 3000m over the sea level /Riduzione di potenza pari a 1% ogni 1.000 m oltre i 1.000m e fino ai 3000 m massimo slm."