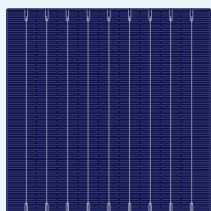
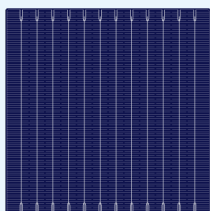


270-285 Watt LS-P60


Full-Cell MBB POLY MODULE



9BB



12BB



KEY FEATURES



Multi Busbar Solar Cell

Stronger current collection ability, Special circuit design with much lower hot spot temperature;



Module efficiency up to 17.41%

Higher power brings lower kilowatt-hour cost, higher lifetime generating capacity, simultaneously lower annual power attenuation;



PID Resistant

Excellent PID resistance at 96 hours (85°C/85%) test, and also can be improved to meet higher standards for the particularly harsh environment;



Low-Light Performance

Excellent power generation performance under Low-Light condition due to multi busbar;



Anti-Crack

Excellent anti-microcracking performance with more balanced interior stress;

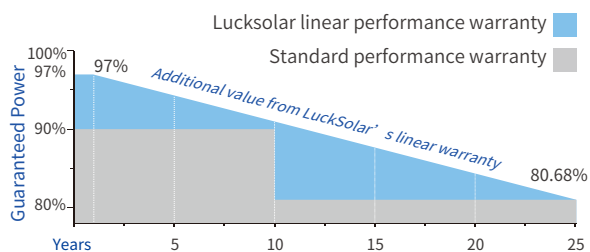


Strength and Durability

Certified for 5400Pa snow and 2400Pa loads test;

Linear Performance Warranty

12 Years Product Warranty · 25 Years Linear Power Warranty



Product And Quality Certifications

ISO 9001:2008

ISO 14001:2004

OHSAS 18001:2007



HQ: No.99, Longxi Avenue, Zhulin Town, Jintan District, Changzhou. Division: No.16, Zhouzhuang Technology Park, Jiepai Town, Binhai County, Yancheng.

Luck Solar is the world's leading green energy provider, committed to making clean energy illuminate every corner of the world. We strive to provide high-efficiency, high-quality and low-cost clean energy solutions. Luck Solar insists on continuous innovation around customer needs. We invest heavily in technology research, and promotes green energy in the world.

+86 519 68905758

service@lucksolar.com

www.lucksolar.com

ELECTRICAL SPECIFICATIONS

Module Type	LS-P60-270		LS-P60-275		LS-P60-280		LS-P60-285	
	STC	NOCT	STC	NOCT	STC	NOCT	STC	NOCT
Rated output (Pmp/Wp)	270	201.02	275	204.45	280	207.90	285	211.39
Rated voltage (Vmp/V)	31.20	28.80	31.40	29.00	31.60	29.20	31.80	29.40
Rated current (Imp/A)	8.65	6.98	8.76	7.05	8.86	7.12	8.96	7.19
Open circuit voltage (Voc/V)	38.30	35.60	38.50	35.80	38.70	36.00	38.90	36.10
Short circuit current (Isc/A)	9.29	7.50	9.38	7.57	9.46	7.64	9.54	7.70
Module efficiency (%)	16.50%		16.80%		17.11%		17.41%	
Power Tolerance (W)	0~+5		0~+5		0~+5		0~+5	

Standard Test Condition(STC): Irradiance 1000W/m², Cell Temperature 25°C, AM1.5

Nominal Operating Cell Temperature(NOCT): Irradiance 800W/m², Ambient Temperature 20°C, AM1.5, Wind Speed 1m/s

TEMPERATURE CHARACTERISTICS

NOCT Temperature	45°C ±2°C
Temperature Coefficient (Pmax)	-0.39%/°C
Temperature Coefficient (Voc)	-0.30%/°C
Temperature Coefficient (Isc)	0.06%/°C

MAXIMUM RATINGS

Maximum system voltage (IEC)	1500V DC
Snow/Wind	5400Pa/2400Pa
Operating Temperature	-40°C ~ +85°C
Maximum series fuse rating	20A

MECHANICAL SPECIFICATIONS

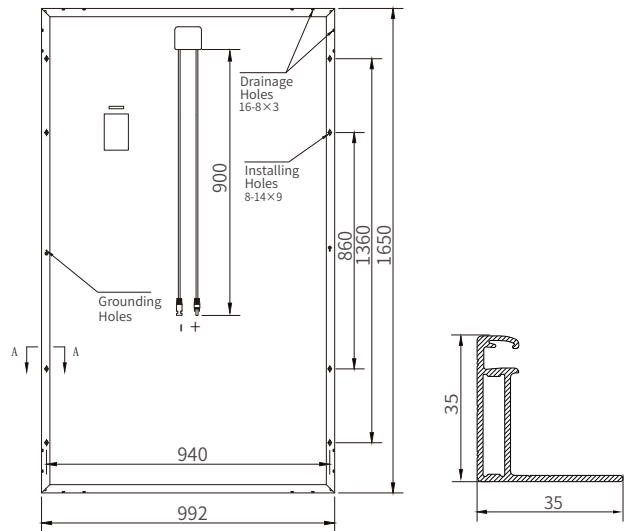
Cell Type	12BB/9BB POLY 156.75×156.75mm
No. of Cells	60 (6×10)
Dimensions	1650×992×35mm
Weight	19.0kg
Glass	3.2mm, Low Iron Tempered Glass
Frame	Anodized Aluminium Alloy (silver or black)
Junction Box	IP67/IP68, 3 diodes
Output Cables	4mm ² , Length 900mm
Connector type	MC4 compatible

PACKING CONFIGURATIONS

Per Pallet	30 Pcs
Per 20' GP Container	360 Pcs
Per 40' HQ Container	910 Pcs

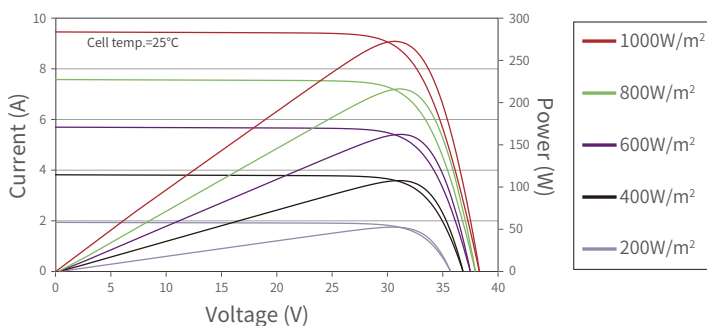
ENGINEERING DRAWINGS

Engineering Drawings



CURVE & TEMPERATURE DEPENDENCE

I-V CURVE (275W)



Current-Voltage curves (275W)

