


UzonTwins™

Enjoy the Energy of the Universe

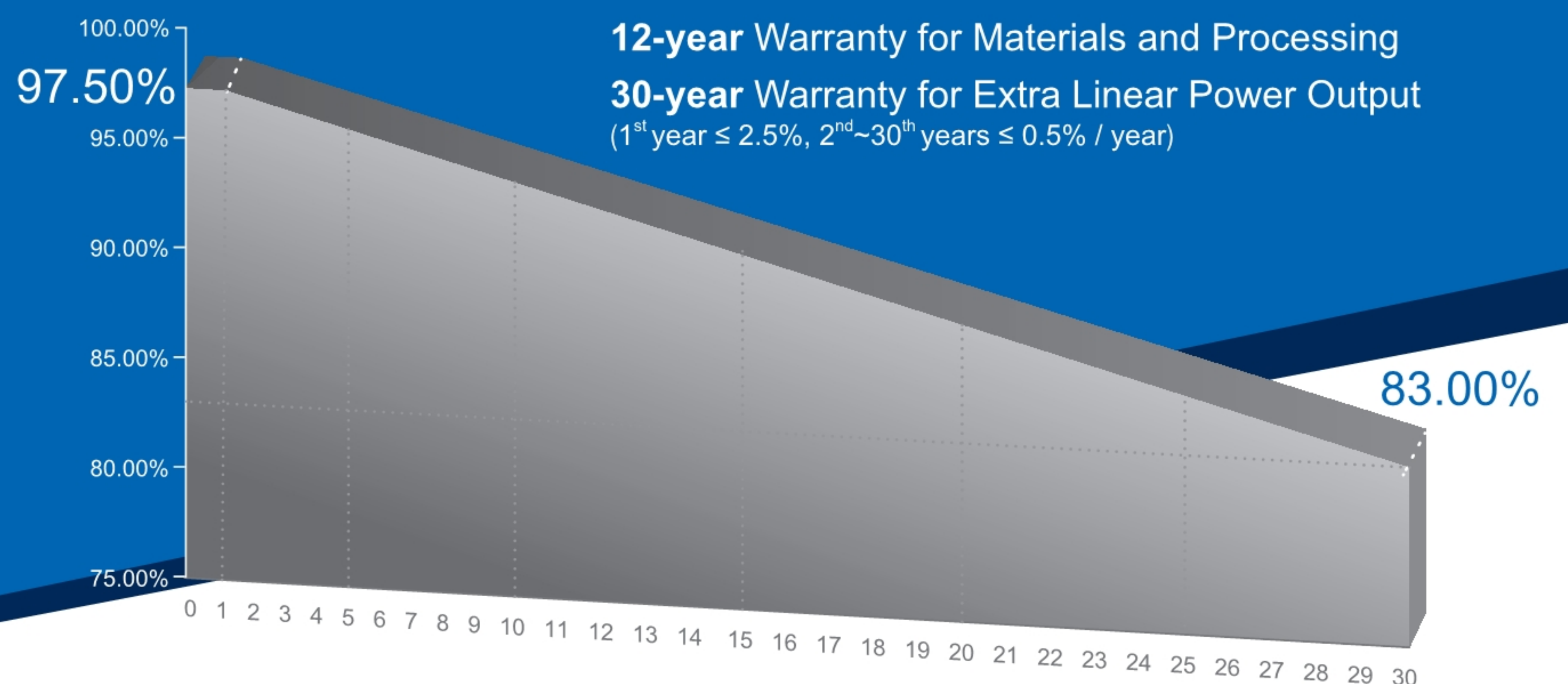


335W~345W

P-type Monocrystalline PV Module

UZM345-60DGBHG Series (158.75)

UZM345-60DGBHG is bifacial module with white glazed glass



COMPREHENSIVE CERTIFICATES



KEY FEATURES

- OUTPUT POSITIVE TOLERANCE**
 Guaranteed 0~+5W positive tolerance ensures power output reliability.
- ENHANCED FIRE PERFORMANCE**
 Fire Class A certified according to IEC standard.
- EXCELLENT WEATHER RESISTANCE**
 Reduces the cell micro-crack and extended product warranty.
- BIFACIAL POWER**
 The backside makes use of the reflected and scattered light from the surroundings, the modules can yield up to 5%~30% power more, depending on the albedo.
- REDUCE INTERNAL MISMATCH LOSS**
 Reduces mismatch loss and improves output.
- APPLICABLE FOR MULTI DIFFERENT ENVIRONMENTS**
 The wide range of applications, such as BIPV, vertical installation, snow area, high humidity area and strong sandstorm area, etc.
- SNAIL TRAIL RESISTANCE**
 Reduces the probability of snail trails with zero water vapor transmittance.

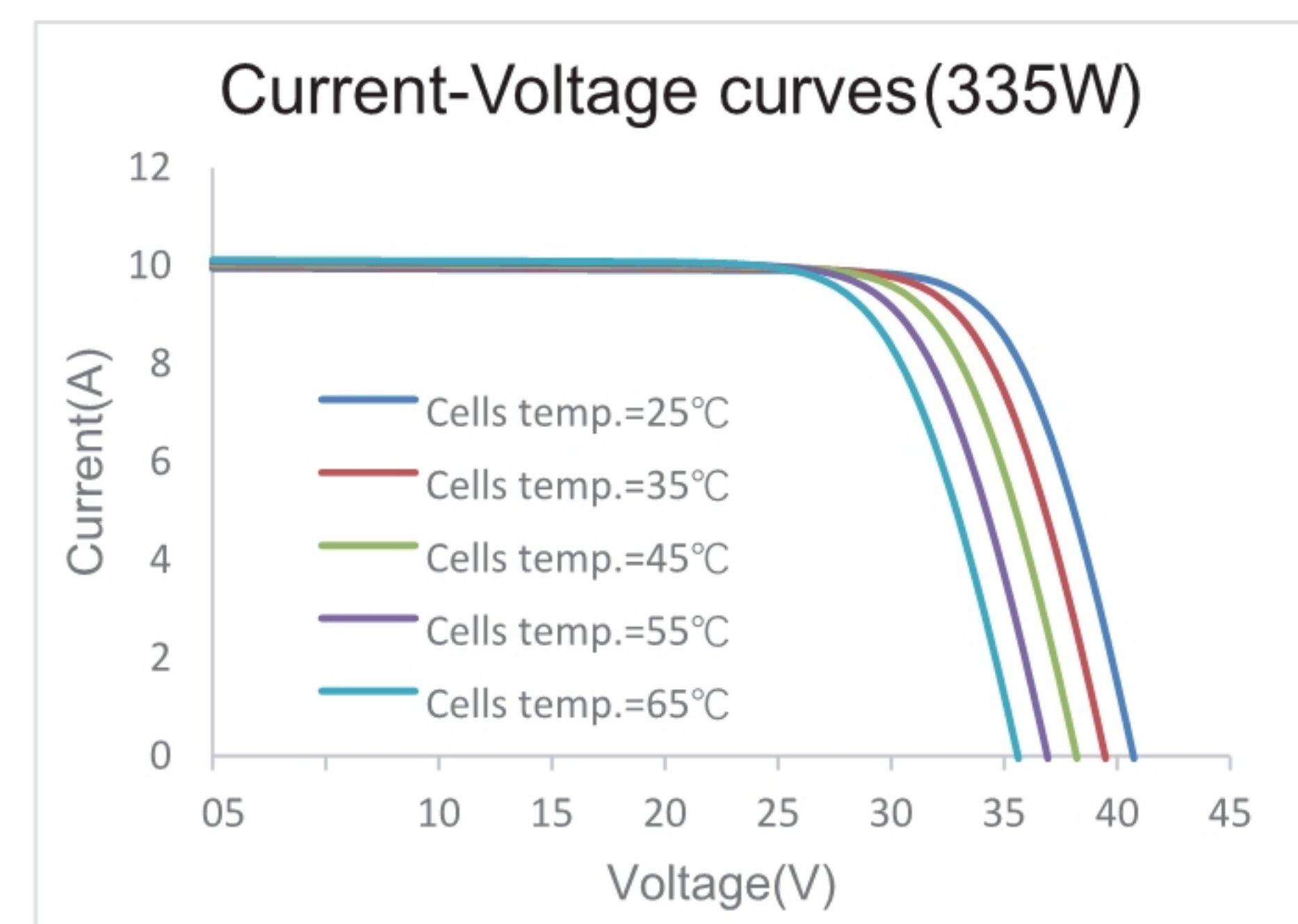
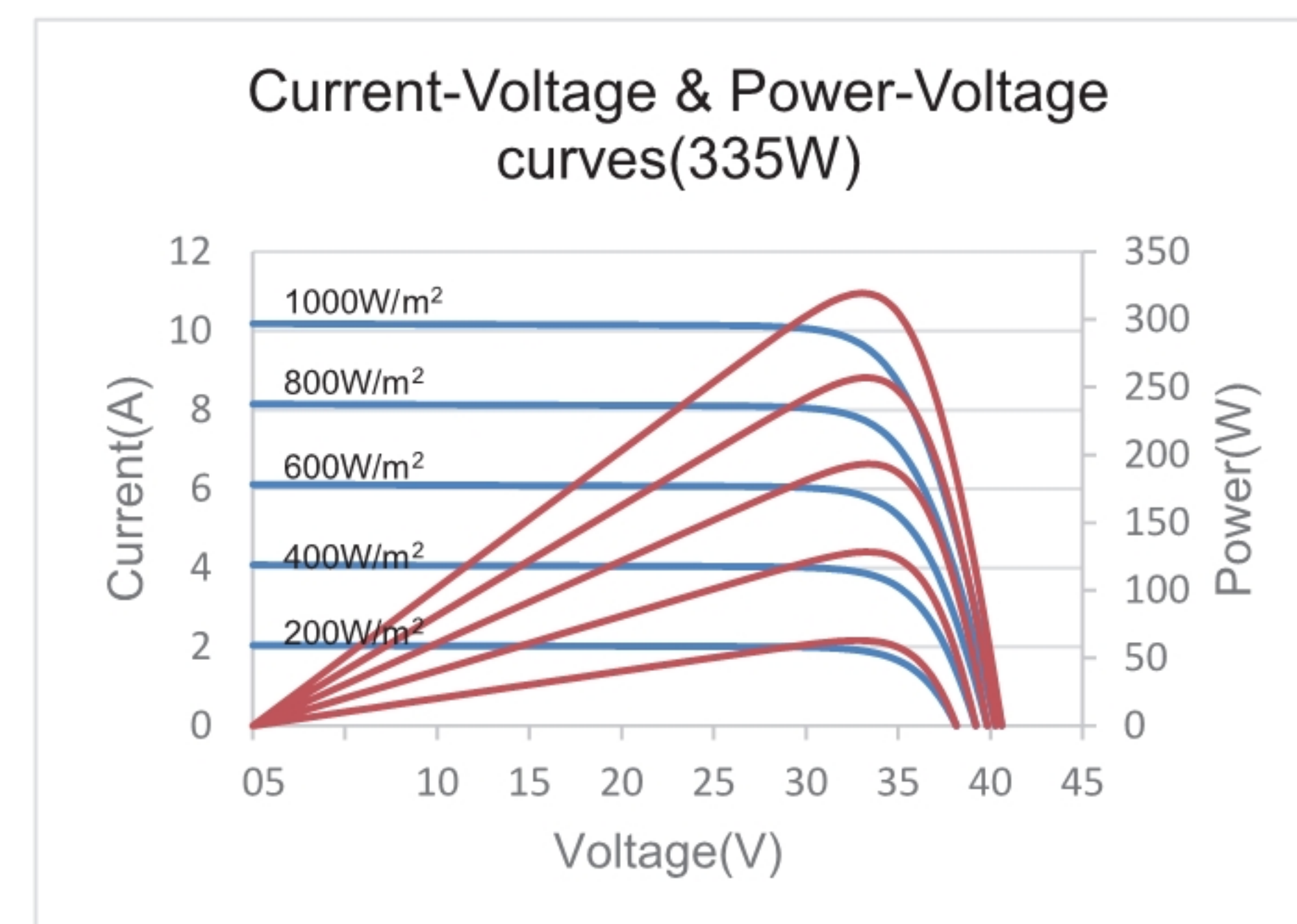
For Global Market

ELECTRICAL SPECIFICATIONS

Power rating (front)	335 Wp		340 Wp		345 Wp	
	Front	Back	Front	Back	Front	Back
Testing Condition	Front	Back	Front	Back	Front	Back
STC rated output (P_{mpp}/Wp)*	335	236	340	239	345	243
Rated voltage (V_{mpp}/V) at STC	34.44	34.62	34.67	34.85	34.90	35.08
Rated current (I_{mpp}/A) at STC	9.73	6.82	9.81	6.87	9.89	6.93
Open circuit voltage (V_{oc}/V) at STC	40.80	39.60	40.99	39.78	41.18	39.96
Short circuit current (I_{sc}/A) at STC	10.14	7.11	10.21	7.16	10.28	7.21
Module efficiency	19.4%	13.6%	19.6%	13.8%	19.9%	14.0%
Temperature coefficient (P_{mpp})	- 0.3438%/°C					
Temperature coefficient (I_{sc})	+0.0353%/°C					
Temperature coefficient (V_{oc})	- 0.2722%/°C					
Nominal module operating temperature (NMOT)	44±2°C					
Maximum system voltage (IEC/UL)	1500V _{DC}					
Number of diodes	3					
Junction box IP rating	IP 68					
Maximum series fuse rating	20 A					

STC: Irradiance 1000W/m², Cell Temperature 25°C, AM=1.5

CURVE



ELECTRICAL SPECIFICATIONS (Integrated power)

P_{mpp} gain	P_{mpp}	V_{mpp}	I_{mpp}	V_{oc}	I_{sc}
5%	352 Wp	34.44 V	10.21 A	40.80 V	10.65 A
10%	369 Wp	34.44 V	10.70 A	40.80 V	11.15 A
15%	385 Wp	34.34 V	11.22 A	40.90 V	11.66 A
20%	402 Wp	34.34 V	11.71 A	40.90 V	12.17 A
25%	419 Wp	34.34 V	12.19 A	40.90 V	12.68 A

Electrical characteristics with different rear power gain (reference to 335W)

MECHANICAL SPECIFICATIONS

Outer dimensions (L x W x H)	1714 x 1010 x 30 mm 67.48 x 39.76 x 1.18 in
Module composition	Glass / POE / Glass
Glass thickness	2.5 mm / 0.098 in
Cable length (IEC/UL)	Portrait: 350 mm (13.78 in) Landscape: 1100 mm (43.31 in)
Cable diameter (IEC/UL)	4 mm ² / 12 AWG
① Maximum mechanical test load	5400 Pa (front) / 2400 Pa (back)
Fire performance (IEC/UL)	Class A (IEC) or Type 3 (UL)
Connector type (IEC/UL)	MC4 compatible

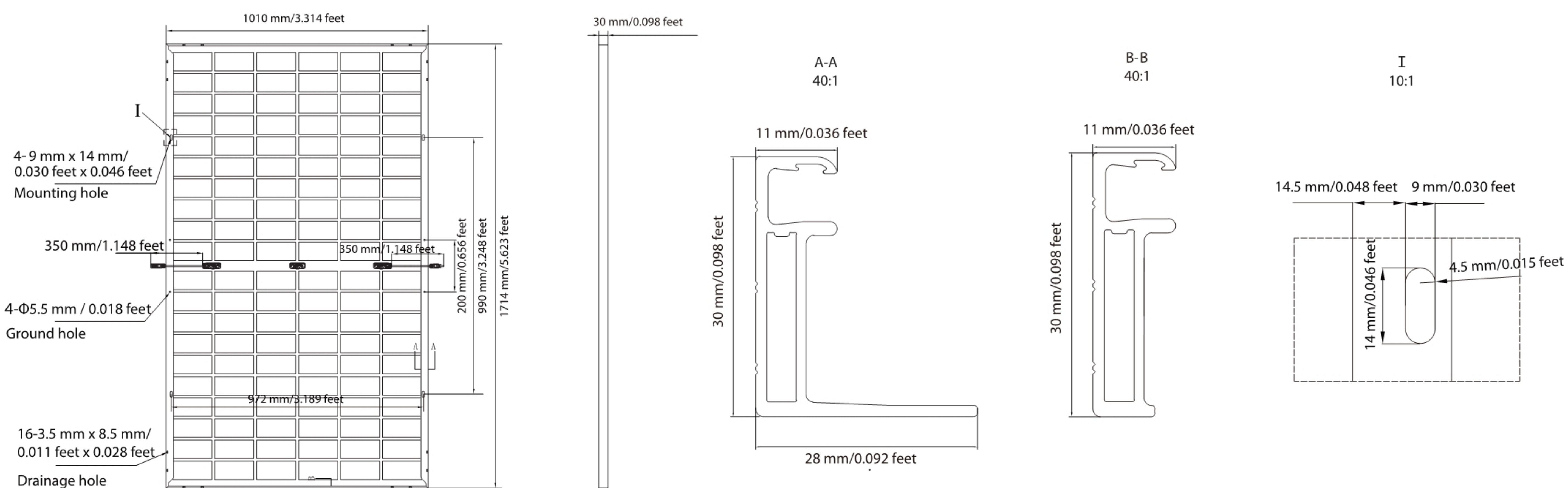
① Refer to Crystalline Silicon PV Module Installation Manual or contact technical department.
Maximum Mechanical Test Load=1.5×Maximum Mechanical Design Load.

PACKING SPECIFICATIONS

① Weight (module only)	26.4 kg / 58.20 lbs
② Packing unit	36 pcs / box
Weight of packing unit (for 40'HQ container)	992 kg / 2187 lbs
Number of modules per 40'HQ container	936 pcs

① Tolerance +/- 1.0kg
② Subject to sales contract

MODULE DIMENSION DETAILS



© Uzon PV (Anhui) Co., Ltd. Reserves the right of final interpretation. please contact our company to use the latest version for contract.