

THIP Series

150-CELL ONE-THIRD CUT MONOCRYSTALLINE
SOLAR MODULE

JDXXX-DE21M(11)
490-515Watt

Key Feature



Mould efficiency up to 21.5% achieved through advanced cell technology and manufacturing process



Qualified encapsulating materials and stringent production process control ensure the product is highly PID resistant



Lower LCOE, Reduced BOS cost, higher return on investment



Special cutting and soldering technology leads low hotspot risk



Ideal choice for Large-scale Power station installation



Certified to withstand: wind load (2400Pa) and snow load(5400Pa)

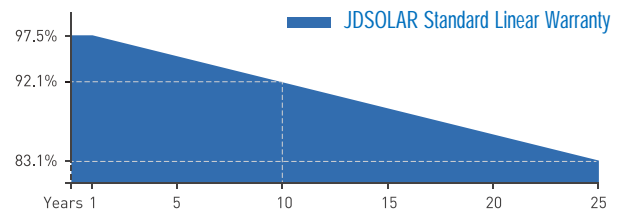
Certifications and standards:
IEC 61215, IEC 61730, conformity to CE



JDSolar Delivers Reliable Performance Over Time

- Lead manufacturer of crystalline silicon photovoltaic modules
- Automatic production line and world-class technology
- Long-term reliability tests
- 3 EL inspection ensuring defect-free solar modules
- Rigorous quality control to meet the international quality standard: ISO9001;ISO18001 and ISO45001
- Tested for harsh environments (salt mist, ammonia corrosion and sand blowing testing: IEC 61701, IEC 62716, DIN EN 60068-2-68)


Linear Performance Warranty



10 Years Product Warranty 25 Years Linear Power Warranty

Special Cell Design

The unique cell design leads to reduced electrodes resistance and raised cells efficiency. Residual stress reduction can be more even, reducing the micro-cracks and hotspot risks



MBB

IP68

IP68 Rated Junction Box

The IP68 rated junction box ensures an outstanding waterproof level, supports installations in all orientations and reduces stress on the cables, high reliable performance, low resistance connectors ensure maximum output for the highest energy production

THIP Series

150-CELL ONE-THIRD CUT MONOCRYSTALLINE
SOLAR MODULE

JDXXX-DE21M(11)
490-515Watt

Electrical Data(STC)

Maximum Power	Pmax(W)	490	495	500	505	510	515
Maximum Power Voltage	Vmp(V)	42.6	42.8	43.0	43.2	43.4	43.6
Maximum Power Current	Imp(A)	11.50	11.56	11.63	11.69	11.75	11.81
Open Circuit Voltage	Voc(V)	51.4	51.6	51.8	52.0	52.2	52.4
Short Circuit Current	Isc(A)	12.12	12.19	12.27	12.35	12.43	12.49
Module Efficiency	(%)	20.4	20.6	20.8	21.0	21.3	21.5
Output Power Tolerance	(W)	0~+5					

STC: 1000W/m² Irradiation, 25°C Module Temperature and AM 1.5g Spectrum

Electrical Data(NOCT)

Maximum Power	Pmax(W)	366	370	374	378	382	386
Maximum Power Voltage	Vmp(V)	39.8	40.0	40.2	40.4	40.6	40.8
Maximum Power Current	Imp(A)	9.20	9.25	9.30	9.36	9.41	9.46
Open Circuit Voltage	Voc(V)	48.2	48.4	48.6	48.8	49.0	49.2
Short Circuit Current	Isc(A)	9.76	9.82	9.88	9.95	10.01	10.07

NOCT: 800W/m² Irradiation, 20°C Ambient Temperature and Wind Speed 1m/s

Mechanical Characteristics

Number of Cells	150(10x15)
Dimension LxWxH(mm)	2186x1098x35 (86.06x43.23x1.38 inch)
Weight(kg)	25.3(55.8lb)
Front Glass	3.2mm High Transmission, Coated Tempered Glass
Back-sheet	White
Frame	Silver White, Anodized Aluminum Alloy
Junction Box	IP68 Rated
Cable	TUV, 1x4mm ² ; Anode: 300mm, Cathode: 300mm
Number of Diodes	3
Wind/Snow Load	2400Pa/5400Pa
Connectors	MC Compatible

For more details please check the installation manual of JDSOLAR

Temperature Ratings

Nominal Operating Cell Temperature(NOCT)	44±2°C
Temperature Coefficient of Isc	+0.05%/°C
Temperature Coefficient of Voc	-0.30%/°C
Temperature Coefficient of Pmax	-0.39%/°C

Maximum Ratings

Operating Temperature	-40 to +85°C
Maximum System Voltage	1500V DC
Maximum Series Fuse Rating	20A

Packing Configuration

Module per Pallet	31PCS
Module per Stack	62PCS
Module per Container(20feet)	155PCS
Module per Container(40feet)	620PCS

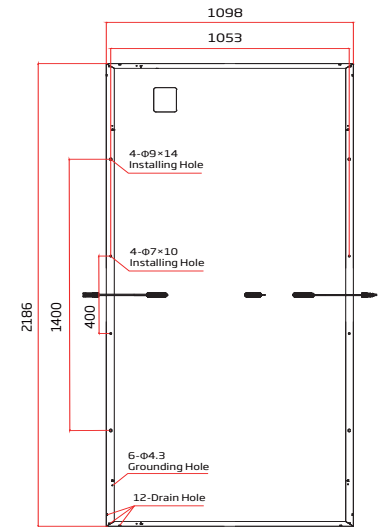
Optional

Connectors	<input type="checkbox"/> Original MC
Cable Length	<input type="checkbox"/> 1400mm
Frame	<input type="checkbox"/> Black
Back-sheet	<input type="checkbox"/> Black

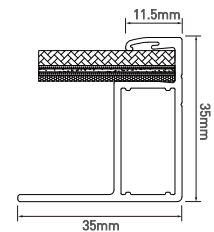
Contact us for More Information

website: www.jdisolar.com email: sales13@jdisolar.com

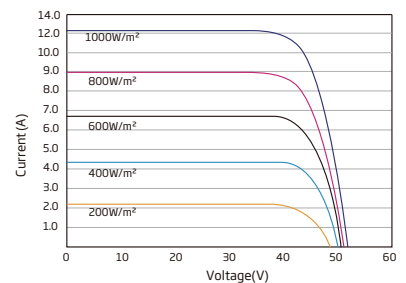
Module Dimension



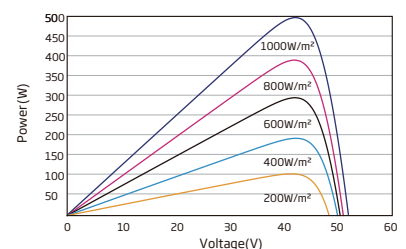
Back View



I-V Curve at Different Irradiation (500W)



P-V Curve at Different Irradiation (500W)



Noting: READ THE INSTALLATION MANUAL BEFORE USING THE PRODUCT