

60-CELL BIFACIAL SERIES BN60-305

Prism's glass-on-glass modules make brilliant use of the sun by generating up to 35% more energy per Watt than traditional modules.



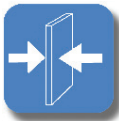
High Module Efficiency

Bifacial module efficiencies of up to 20.8% are achieved through the use of advanced bifacial silicon cell technology, with LID resistance built in. Prism's cells offer high front and back efficiencies helping customers capitalize on their solar investment.



Superior Low Light Performance

Prism's modules offer exceptional performance in low light conditions due to the additional back energy.



Bifacial Technology

Both front and back surfaces of the module are capable of generating electricity. The back surface generates additional power. Mounting considerations that maximize a site's available albedo light can yield up to 30% gain in energy generation per installed Watt.




Seamless Integration

Prism's frameless modules with our streamlined j-box offer a solution to many possible applications including: Awnings, Canopies, Carports, Commercial Rooftops, Dividers, Facades, Fencing & Siding.



Quality and Reliability

Highest quality materials, Glass on Glass design insures a lifetime of maximised production. UL certified and tested within the U.S. guarantees safe and reliable operation.



Prism Solar guarantees the front and back side power production for all its bifacial modules⁴

Proudly manufactured in the USA
and ARRA compliant

www.prismsolar.com

60 CELL BIFACIAL SERIES

295-305 W

Electrical Data for Bifacial Modules BN60-295, 300, 305

Projected specifications for Front STC ¹ , Bifacial STC (BSTC [*])			
Parameters for BN60-295/300/305		Front STC ¹	BSTC [*]
Rated Power	Pmax (W)	295/300/305	333/338/344
Rated Voltage	Vmp (V)	32.5	32.5
Rated Current	Imp (A)	9.15/9.24/9.32	10.33/10.44/10.53
Open Circuit Voltage	Voc (V)	40.45	40.45
Short Circuit Current	Isc (A)	9.77/9.91/10.06	11.04/11.19/11.36
Module Efficiency	(%)	17.8/18.1/18.4	20.1/20.4/20.8
Max System Voltage	UL/IEC	1000V	
Series Fuse Rating/Limiting Reverse Current		20A	
Power Tolerance		-3%/+3%	-4%/+4%
Electrical Parameter Tolerance		-10%/+10	-10%/+10%
Power Temperature Coefficient		-0.376 %/°C	
Voltage Temperature Coefficient (Voc)		-0.277 %/°C	
Current Temperature Coefficient (Isc)		+0.044 %/°C	
NOCT (C°)		43.78°C +/- 2°C	

Mechanical Data

Glass, Front & Back	2 x 3.2mm Tempered
Frame Type	Frameless
Bypass Diodes	3
Junction Box	Slim Profile - Does not shadow bifacial cells
Cable (Type/Gauge/Length)	PV Wire/12 AWG/1200mm
Connectors	MC4 compatible
Exterior Glass Dimensions	1672mm X 989mm X 7mm ² (65.82in X 38.94in X 0.275in) ²
Weight	29kg (64 lbs.)

Operating Conditions

Temperature	-40°C to 85°C (-40°F to 185°F)
Max Mechanical Load ³	
For 3.2mm/3.2mm glass/glass module	4-point mount (80mm): 5400Pa snow/ 3600Pa wind

Certifications & Warranty

Certifications and Listings	UL1703
Fire Rating	Type 3
Limited Warranty (Workmanship/Power)	10 Years/30 Years Output (Front and Back) ⁴

1 - Measured at Standard Testing Conditions (STC): cell temp 25°C, AM1.5, 1000W/m².

2 - Length and width dimensions are +/- 5mm.

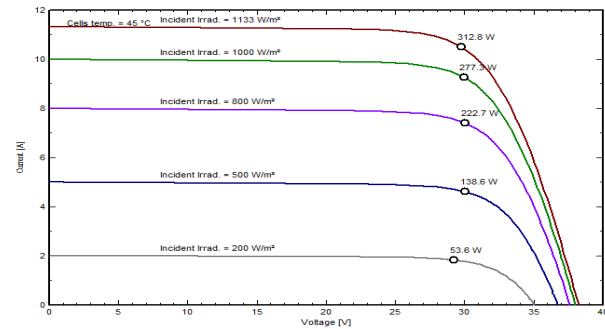
3 - To achieve this max weight loading, the support and racking system must meet the mechanical weight loading specified.

IMPORTANT: Prism modules are rated at STC conditions and Bifacial STC conditions (BSTC). BSTC ratings account for additional power produced from the back of the module. Under certain mounting conditions, Prism modules could produce more power than their STC rating. This additional power should be accounted for using the BSTC rating when sizing and selecting system components.

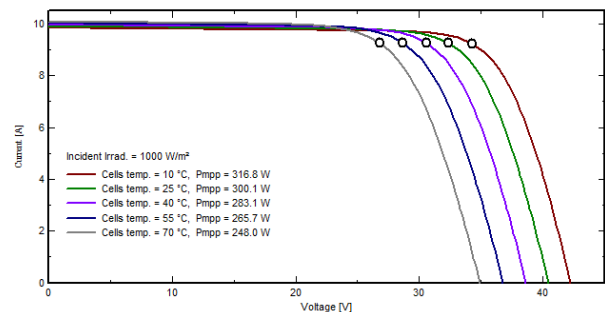
CAUTION: Read the Installation Manual carefully before using this product. All specifications are subject to change without notice.

BN60 Gen2 specifications, all values subject to change without notice. All rights reserved. rev 1.1

Irradiance Dependence BN60-300




Temperature Dependence BN60-300



Dimensions, mm [in]

Length & width dimensions and j-box location are +/- 5mm.



TO MAXIMIZE POWER

- Avoid shading the back side of the module by the support rack.
- Mount modules over highly reflective surfaces, such as a white roof or crushed white stone.
- Elevate modules above the mounting surface as much as possible.
- Refer to the Design Guide.

Prism Solar
TECHNOLOGIES

180 South Street, Highland, NY 12528

855-807-7476 (855-80-PRISM)

www.prismsolar.com