

BEM-385 W



12 YEARS PRODUCT WARRANTY



25 YEARS LINEAR PERFORMANCE WARRANTY



TRIPLE ENDURANCE TESTS*

*Test Pending



TRIPLE ELECTROLUMINESCENT TEST



GUARANTEED POSITIVE POWER TOLERANCE



THERMAL CYCLING INCREASED - 400 CYCLES



RESISTANCE TO STATIC LOAD 8000 Pa




RESISTANCE TO HAIL



RESISTANCE TO WIND LOAD 5400 Pa



DAMP HEAT INCREASED - 2000 h



TECHNICAL SPECIFICATION BEM-385 W

ELECTRICAL PARAMETERS STC		385
Maximum power [Wp]		385
Short circuit current [A]		10,00
Open circuit voltage [V]		48,50
Maximum power current [A]		9,52
Maximum power voltage [V]		40,45
Efficiency [%]		19,25

STC values measured under standard test conditions (STC): irradiance 1000 W/m², spectrum 1,5 AM, cell temperature 25 °C

ELECTRICAL PARAMETERS NOMT		385
Maximum power [Wp]		284,2
Short circuit current [A]		9,17
Open circuit voltage [V]		38,85
Maximum power current [A]		8,78
Maximum power voltage [V]		32,38

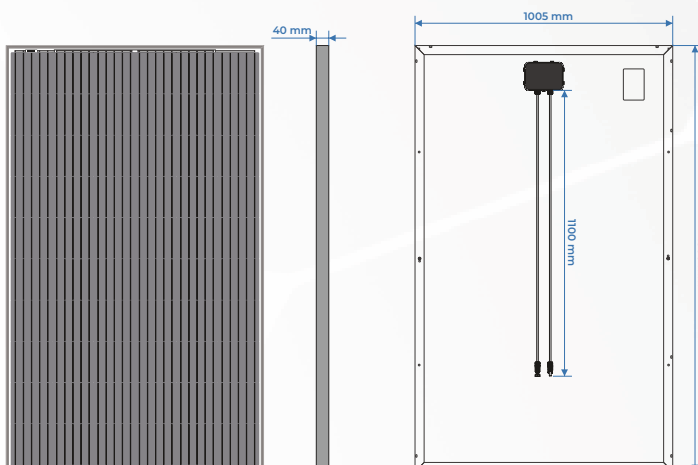
NOMT values measured under test conditions: 800 W/m², spectrum AM 1.5, ambient temperature 20 °C, wind speed 1 m/s.

Measurement tolerance STC ± 2%; NOMT ± 5%.

APPLICATION PARAMETERS		385
Power tolerance		0/+4,99 Wp
Application class		A
Safety class		II
Maximum system voltage		1000/1500 VDC
Operating temperature		-40 /+85 °C
Reverse current protection		20 A

TEMPERATURE PARAMETERS		385
NOMT (800 W/m ² , 1 m/s, AM 1.5, 20 °C)		42±2 °C
Temperature coefficient current		0,027 %/C
Temperature coefficient voltage		-0,30 %/C
Temperature coefficient power		-0,39 %/C

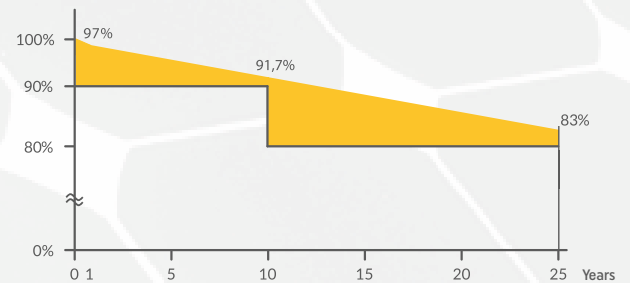
CERTIFICATES		385
Mechanical load		8000 Pa (815 kg/m ²)
Wind load		5400 Pa (550 kg/m ²)
Hail		φ= 55 mm, V=33,9 m/s
Salt mist		IEC 61701
Ammonia		IEC 62716
PID		IEC 60804



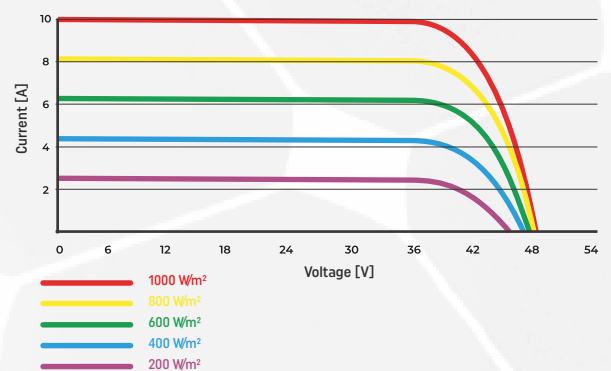
MECHANICAL PARAMETERS		385
Length [mm]		1990
Width [mm]		1005
Height [mm]		40
Weight [kg]		21,9

COMPOSITION		385
Front glass		Tempered 3,2 mm
Encapsulant		EVA film
Rear side		Multilayer polyester
Frame		Anodized aluminium
Cells		Monocrystalline 5 BB PERC
Cell dimension [mm]		158,75x158,75
Quantity [pcs]		72 (6x12)
JB protection class		IP67, 3 By-pass diodes
Cabling		1100 mm, 4mm ²
Connectors		MC4 compatible

LINEAR POWER DROP



CURRENT-VOLTAGE CHARACTERISTICS



PACKING		385
Packing method		Cartoon box 2,05 x 1,2 m.
Quantity		26 pieces/pallet
Transport		24 pallet/Truck

Bruk-Bet Solar reserves the right to make changes to the specification without notice.

This data sheet complies with the requirements of EN 50380.



Headquarters:

Bruk-Bet Sp. z o.o.
Nieciecza 199, 33-240 Żabno
VAT: PL5170200580

Production site:

Bruk - Bet Solar
ul. Mroźna 8, 33-102 Tarnów, Poland



T: +48 14 632 08 20
F: +48 14 632 08 21



www.solar.bruk-bet.pl
E: solar@bruk-bet.pl

