

MLE series 270Wp PV-MLE270HD

Photovoltaic Modules

Mitsubishi Electric is a global leader in providing superior-quality photovoltaic modules to businesses and residences around the world. With over 40 years experience in the photovoltaic industry, we manufacture products designed and built for optimal efficiency and reliability. With Mitsubishi Electric, you are getting the best.

High Power Output

Our modules are designed for high efficiency and high power output to utilize limited space while giving you a greater return on investment.

- Unique half-cut, four bus bar, monocrystalline cells increase module efficiency
- Positive [-0/+5%] tolerance ensures expected power generation
- Proprietary cell surface texturing process increases light absorption
- Straight electrical tabs ensure integrity of electrical connections and increase current flow
- Cells matched for electrical uniformity produce high power output and reliability

High Reliability

Superior craftsmanship, engineering excellence, and attention to the finest detail ensure longevity and optimal performance.



- Industry-leading 25-year linear performance warranty offers 5.5% more power output than standard tiered warranties
- Corrosion-resistant design allows installation next to saltwater
- Four-layer protective junction box reduces risk of failure from water or dust intrusion, enhancing reliability and safety
- Sturdy frame allows mounting in portrait or landscape orientations
- High static load rating of 5400Pa to endure high wind and snow loading

Mitsubishi Electric Quality

Our experienced engineers and meticulous manufacturing processes provide you with the highest quality products possible.

- 10-year materials and workmanship warranty guarantees quality
- Automated production lines ensure consistent high quality in every cell and module
- Each cell and module flash tested to ensure rated level of output
- Aesthetically pleasing black frame and cells
- Made with PV wire for safe use with transformerless inverters
- Lead-free solder protects health and the environment

monocrystalline



Technical Specifications

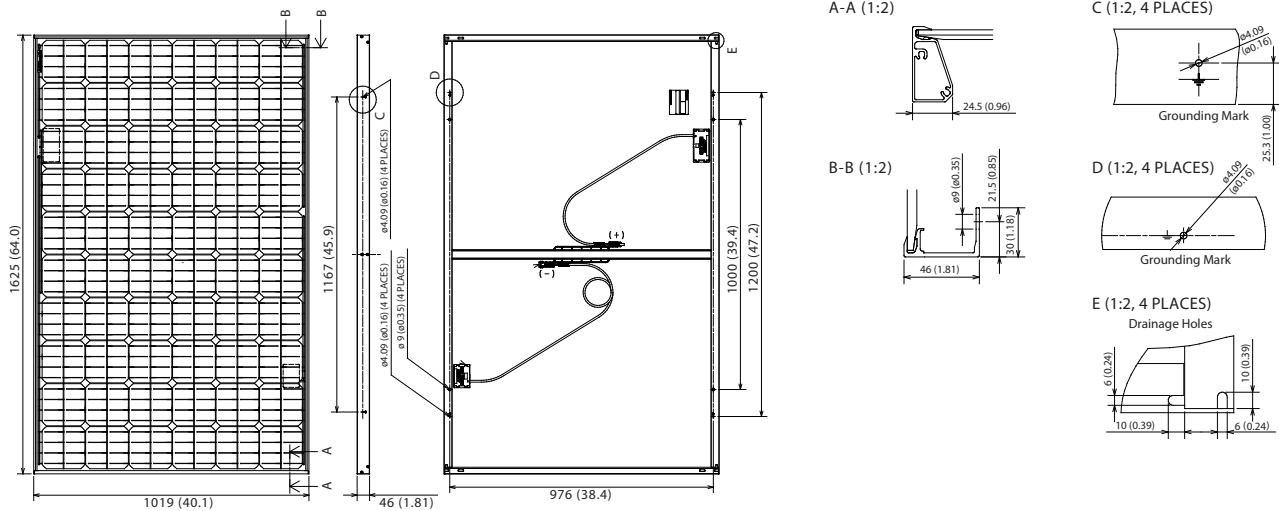
**MITSUBISHI
ELECTRIC**
SOLAR INNOVATIONS

Mitsubishi Electric Photovoltaic Module

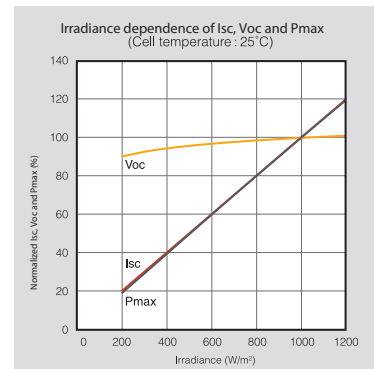
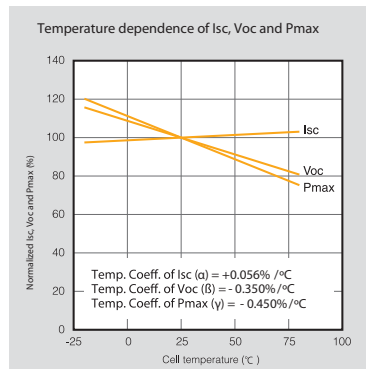
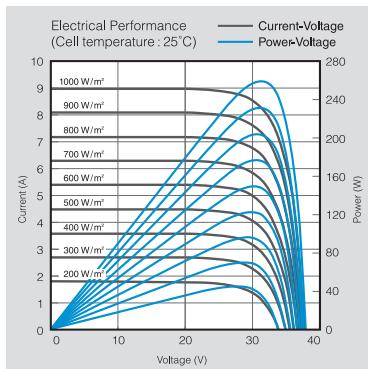
Specification Sheet

Manufacturer	MITSUBISHI ELECTRIC
Model name	PV-MLE270HD
Cell type	Monocrystalline Silicon, 78mm x 156 mm
Number of cells	120 cells
Maximum power rating (Pmax)	270W
Warranted minimum Pmax	270.0W
PV USA test condition rating (PTC)	242.3Wp
Open circuit voltage (Voc)	38.4V
Short circuit current (Isc)	9.18A
Maximum power voltage (Vmp)	31.9V
Maximum power current (Imp)	8.48A
Module efficiency	16.3%
Aperture efficiency	17.6%
Tolerance of maximum power rating	-0/+5%
Static load test passed	5,400 Pa
Number of bus bars per cell	4 Bus bars
Normal operating cell temperature (NOCT)	46.5°C
Maximum system voltage, DC	600V & 1000V (UL), 1000V (IEC)
Fuse rating	15A
Dimensions	64.0 x 40.1 x 1.81 inch [1625 x 1019 x 46 mm]
Weight	44 lbs [20kg]
Number of modules per pallet	22
Number of modules per container [40 ft. container]	616
Output terminal	[+] 800mm [-] 1250mm with SMK (PV-03) connector
Certifications	UL 1703, IEC 61215 2nd Edition, IEC 61730
Fire rating	Type 2, 5 & 8

Drawings and Dimensions Unit: mm (inch)



Electrical Characteristics



Mitsubishi Electric US, Inc.
5900-A Katella Avenue, CA 90630-5019
Telephone: 714-236-6137 Email: pv@meus.mea.com

www.MitsubishiElectricSolar.com