

VSUN370-120BMH

370W

Highest power output

20.04%

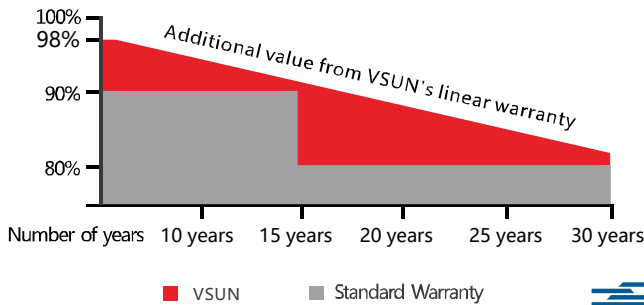
Module efficiency

12years


Material & Workmanship warranty

30years

Linear power output warranty



VSUN370-120BMH VSUN365-120BMH
VSUN360-120BMH VSUN355-120BMH



Munich RE



PERC Cell Technology



Higher output power



Lower risk of micro-crack



Positive tolerance offer



Lower risk of hot spot



Better shading tolerance



Certified for salt/ammonia corrosion resistance



Load certificates: wind to 2400Pa and snow to 5400Pa



Lower LCOE

VSUN, a BNEF Tier-1 PV module manufacturer invested by Fuji Solar, has been committed to providing greener, cleaner and more intelligent renewable energy solutions. VSUN is dedicated to bringing reliable, customized and high-efficient products into various markets and customers worldwide



Engineered in Japan
www.vsun-solar.com

Electrical Characteristics at Standard Test Conditions(STC)

Module Type	VSUN370-120BMH	VSUN365-120BMH	VSUN360-120BMH	VSUN355-120BMH
Maximum Power - Pmax (W)	370	365	360	355
Open Circuit Voltage - Voc (V)	41.4	41.1	40.8	40.4
Short Circuit Current - Isc (A)	11.26	11.19	11.12	11.06
Maximum Power Voltage - Vmpp (V)	34.5	34.3	34	33.7
Maximum Power Current - Impp (A)	10.72	10.66	10.59	10.53
Module Efficiency	20.04%	19.77%	19.50%	19.22%

Standard Test Conditions (STC): irradiance 1,000 W/m²; AM 1.5; module temperature 25°C. Pmax Sorting : 0~5W. Measuring Tolerance: ±3%.

Remark: Electrical data do not refer to a single module and they are not part of the offer. They only serve for comparison among different module types.

Electrical Characteristics with different rear side power gain(reference to 365 front)

Pmax (W)	Voc (V)	Isc (A)	Vmpp (V)	Impp (A)	Pmax gain
388	41.40	11.82	34.50	10.38	5%
407	41.40	12.39	34.50	10.88	10%
443	41.50	13.51	34.40	11.87	20%
461	41.50	14.08	34.40	12.36	25%

Temperature Characteristics

NOCT	45°C(±2°C)
Voltage Temperature Coefficient	-0.26%/°C
Current Temperature Coefficient	+0.054%/°C
Power Temperature Coefficient	-0.32%/°C

Maximum Ratings

Maximum System Voltage [V]	1000/1500
Series Fuse Rating [A]	20
Bifaciality	70%±5%

Material Characteristics

Dimensions	1762×1048×35mm (L×W×H)
Weight	19.6kg
Frame	Silver anodized aluminum profile
Front Glass	White toughened safety glass, 3.2 mm
Cell Encapsulation	EVA (Ethylene-Vinyl-Acetate) or POE
Back Sheet	Transparent mesh backsheet
Cells	12×10 pieces bifacial monocrystalline solar cells series strings
Junction Box	IP68, 3 diodes
Cable&Connector	Potrait: 500 mm (cable length can be customized) , 1×4 mm ² , compatible with MC4

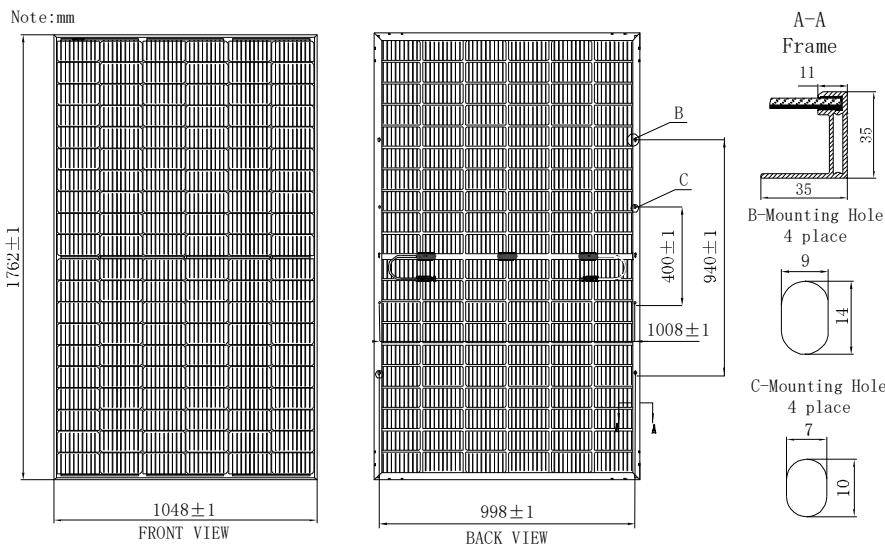
Packaging

Dimensions(L×W×H)	1820×1125×1181mm
Container 20'	186
Container 40'	403
Container 40'HC	806

System Design

Temperature Range	-40 °C to + 85 °C
Withstanding Hail	Maximum diameter of 25 mm with impact speed of 23 m/s
Maximum Surface Load	5,400 Pa
Application class	class A

Dimensions



IV-Curves

