

PSPL
GIGA
LSERIES

255 - 280 W

Power Range

Up to
16.9%
Efficiency

0/+5W
Tolerance



High PID Resistant

PSPL-Series has proved resistance to degradation induced power



Advanced Glass

High transmission glass resulting in increased energy production.



High efficiency and durability

Manufacturing process certified excellent performance under low light environments.

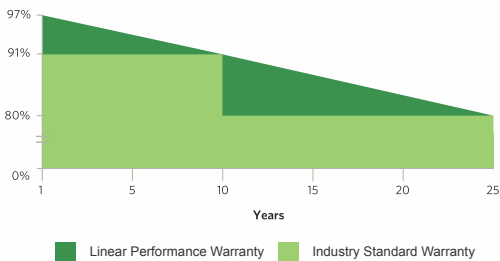


Robust and corrosion free modules


Certified to withstand the most challenging environmental conditions.

25

YEARS LINEAR WARRANTY

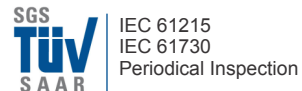


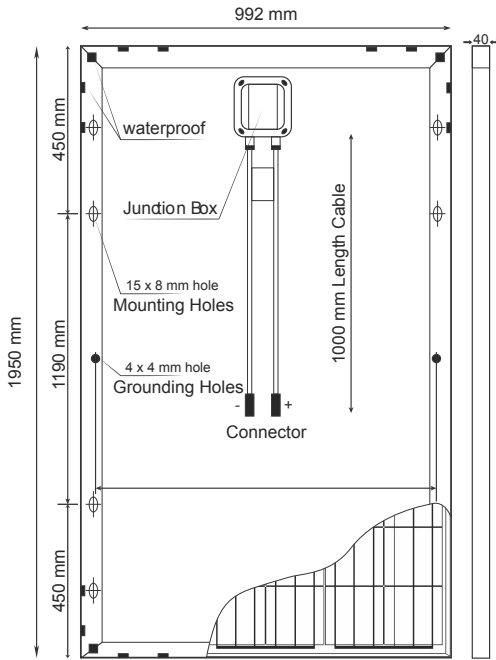
B / W
SHEET



B / S
FRAME

CERTIFICATIONS





GENERAL CHARACTERISTICS

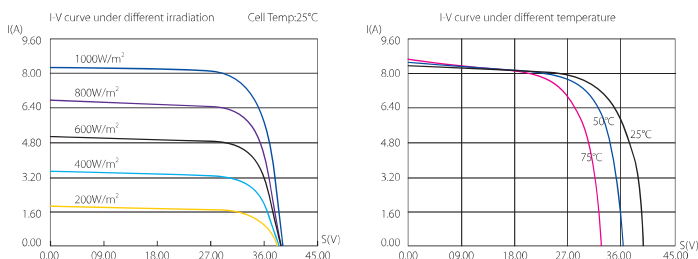
Dimensions	1985 X 992 X 40 mm
Weight	23 kg

PACKAGING

Modules per pallet	26
Pallets / Container 20'	12
Pallets / Container 40'	28

TEMPERATURE RATING

NOCT	45 ± 2° C
Coefficient of (P_{max})	-0.47 % / °C
Coefficient of (V_{oc})	-0.34 % / °C
Coefficient of (I_{sc})	+0.045 % / °C



ELECTRICAL DATA

STC	PSPL P-255	PSPL P-260	PSPL P-275	PSPL P-280
Maximum Power at STC (P_{max})	255 W	260 W	275 W	280 W
Optimum Operating Voltage (V_{mp})	30.2 V	30.56 V	35.6 V	35.7 V
Optimum Operating Current (I_{mp})	8.43 A	8.51 A	7.72 A	7.84 A
Open Circuit Voltage (V_{oc})	37.3 V	37.22 V	44.1 V	44.2 V
Short Circuit Current (I_{sc})	9.00 A	9.23 A	8.28 A	8.40 A
Module efficiency	17.81 %	15.98 %	16.01 %	16.30 %

Standard Test Conditions (STC): air mass AM 1.5, irradiance 1000W/m², cell temperature 25°C

NOCT	PSPL P-255	PSPL P-260	PSPL P-275	PSPL P-280
Maximum Power at STC (P_{max})	185 W	193 W	199 W	203 W
Optimum Operating Voltage (V_{mp})	27.5 V	28.05 V	32.5 V	32.60 V
Optimum Operating Current (I_{mp})	6.71 A	6.88 A	6.12 A	6.23 A
Open Circuit Voltage (V_{oc})	34.4 V	34.40 V	40.5 V	40.6 V
Short Circuit Current (I_{sc})	7.29 A	7.62 A	6.68 A	6.79 A

Nominal Operating Cell Temperature (NOCT): 800W/m², AM 1.5, windspeed 1m/s, ambient temperature 20°C

OPERATIVE CONDITIONS

Power Tolerance	0/+5W
Max. System Voltage	1.000 V
Max. Series Fuse Rating	15 A
Operating Temperature Range	+40° C to 85° C
Max. Static Load, Front (Snow)	5400 Pa
Max. Static Load, Back (Wind)	2400 Pa
Fire Rating	Class A

MECHANICAL CHARACTERISTICS

Solar Cells	Polycrystalline silicon 156 x 156 mm
Cell arrangement	72 cells in series
Front Cover	Low-iron tempered glass 3.2 mm
Frame	Anodized aluminum alloy
Encapsulant	EVA (ethylene vinyl acetate)
Junction Box	Ip65
Bypass Diodes	3
Cables (length/area)	1000 mm / 4 mm ²
Connectors	MC4

Powertrac Solar Projects Ltd.

AN ISO 9001:2008 & NSIC CARE RATED CO.

CORPORATE OFFICE :

601- Regency Plaza, Above Gloria restaurant, Opp. Rahul Tower, Anandnagar, Ahmedabad. - 380015, Gujarat, India

FACTORY

Survey No. 248/2, Sakli, Nr. Samla village, Wadhwan Limbdi Rd., Dist. Surendranagar - 363 035, Guj., India.

Toll free no. 1800-833-4615



Powertrac Solar Projects Ltd.

E-mail:- sales@powertracsolar.com | Web:- www.powertracsolar.com