

SOLID Solrif®

Glass / Glass

IN-ROOF

Framed With Solrif



Mono

⚡ 310W

⚡ 270W

Poly



Positive sorting up to +5W

SOLI  TEK

Mokslininku str. 6A,
Vilnius 08412, Lithuania
Tel. +370 5 263 8774 | info@solitek.eu
www.solitek.eu

G05201902



SELF-CLEANING EFFECT



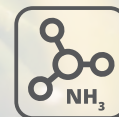
SALT MIST RESISTANCE



FIRE CLASS A



DUST & SAND RESISTANCE



AMMONIA RESISTANCE



EXTREME LOAD RESISTANCE



PRODUCED USING 100% RENEWABLE ENERGY



PID free



Electrical data (STC*)	Regular Transparency				Increased Transparency			
	10		20		30		45	
Transparency %	10		20		30		45	
Maximum Power (W _p)	310	270	270	240	230	210	165	150
Cell Configuration	6x10		6x9		6x8		4x9	
Cell Technology	Mono C-Si	Poly C-Si	Mono C-Si	Poly C-Si	Mono C-Si	Poly C-Si	Mono C-Si	Poly C-Si
Open circuit Voltage (V _{oc} /V)	41,02	38,31	35,51	34,74	35,56	31,40	23,67	23,38
Short circuit Current (I _{sc} /A)	9,55	9,18	9,89	9,51	9,88	9,40	9,87	20,70
Max Power Voltage (V _{mpp} /V)	33,48	31,40	28,94	27,49	25,72	24,60	19,29	17,67
Max Power Current (I _{mp} /A)	9,71	8,68	9,34	8,93	9,33	8,87	9,32	8,86
Module Efficiency (η)	17,60%	15,33%	15,33%	13,63%	13,06%	11,92%	9,37%	8,52%
Efficiency when installed (η)	18,36%	15,99%	15,99%	14,21%	13,62%	12,44%	9,77%	8,88%
Max System Voltage (V)	1500				1500			
Max Current (A)	15				15			
Power Tolerance	0/+5W				0/+5W			


*Under Standart Test Conditions (STC) of irradiance of 1000W/sq. m., spectrum AM 1.5 and cell temperature of 25 C

Flash testing measurement accuracy of +/- 5%

All transparency values are approximate +/- 3%


Increased Module Transparency

20% (54 cells)




Configuration: 6x9

30% (48 cells)

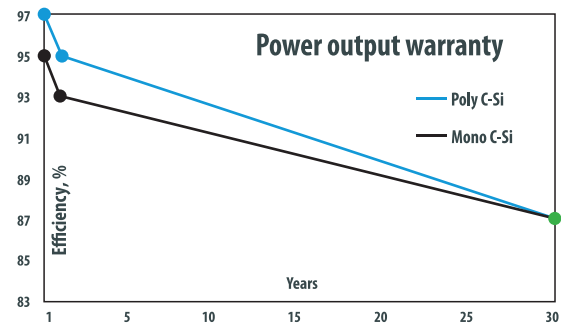


Configuration: 6x8


45% (36 cells)



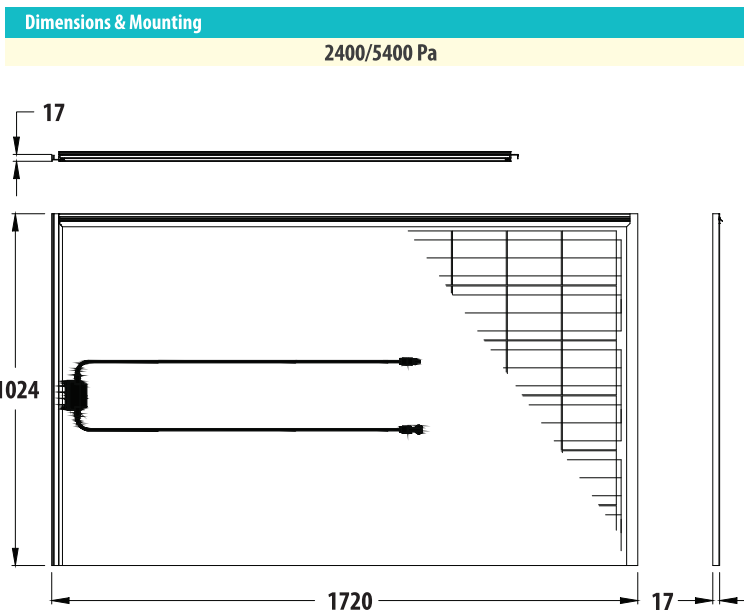
Configuration: 4x9



Optimal Weather-lightness
Frames are shingled from top to bottom and are interlocking left to right much like tiles for optimal weather protection.



Easy Installation
The modules are held by metal clamps that are mounted to the roof battens. This allows for quick and easy installation.



Temperature ratings	Polycrystalline	Monocrystalline
Current temperature coefficient (α)	+0,046% /°C	+0,04% /°C
Voltage temperature coefficient (β)	-0,347% /°C	-0,35% /°C
Power temperature coefficient (δ)	-0,486% /°C	-0,47% /°C
Nominal Operating Module Temperature	46° C	

Mechanical data	
Dimensions (LxWxH) (mm)	1720x1024x17
Weight (kg)	30
Front / Back glass (mm)	3,15
Cell Type	Poly C-Si / Mono C-Si
Cell Size (mm)	156x156
Busbars	5
Frame	Solrif
Operating Temperature (°C)	-40 ÷ +85
Max Load (wind/snow) (Pa)	2400/5400
Junction Box / IP Class	TE Connectivity J-box IP 68
Cable Cross Section Size (mm ²)	4
Bypass Diodes	3
Connector	PV4-S Male/Female
Optimization	Tigo Ts4 (Optional)

This datasheet is not legally binding. The manufacturer reserves the right to make changes to product specifications and/or product features without prior notice. The most recent versions of all documents (T&Cs, datasheets, warranties, and installation manuals can always be found on our website at www.solitek.eu).

Certificates and memberships



Dealer Information



Mokslininku str. 6A,
Vilnius 08412, Lithuania
Tel. +370 5 263 8774
info@solitek.eu
www.solitek.eu

