



LIGHTWAY SOLAR MODULE

LW6MH60 Series KEY FEATURES

19.85%
Max Efficiency

335W
Max Peak Power

10YEAR
Product Warranty

25YEAR
Linear Power Warranty



Positive Tolerance 0-5W

Provides our customers with maximum power output



Electric Current Classification

System output maximized by reducing mismatch losses up to 2% with modules sorted and package by amperage



Excellent Weak Light Performance

Relative change of module efficiency at 200W/m² is less than 4%



Upto 5400Pa Mechanical Load

Module certified to withstand extreme snow load



Passed Ammonia Gas And Salt Mist Corrosion Resistance Test

Tested and approved by TUV according IEC 62716 and IEC 61701



PID-Free

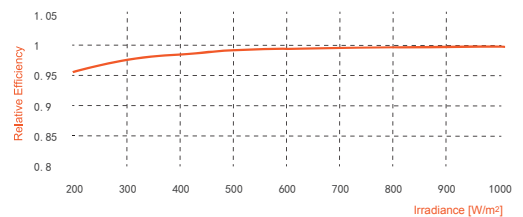
Module without potential induced degradation even under high temperature and high relative humidity condition



System Certification

ISO 9001:2015, ISO 14001:2015,
ISO 45001:2018

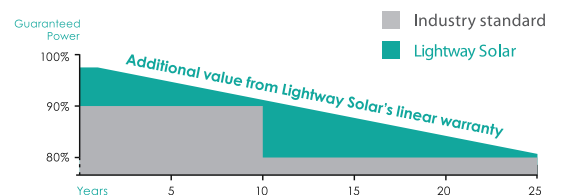
PERFORMANCE AT LOW IRRADIANCE



The typical relative change in module efficiency at an irradiance of 200W/m² in relation to 1000W/m² (both at 25°C and AM 1.5 spectrum) is less than 4%.

LINEAR WARRANTY

- 10-year warranty on materials and workmanship
- 25-year warranty > 82.6% power output
- 3% degradation rate the first year
- 0.60% yearly linear degradation



ELECTRICAL DATA @ STC

Values at standard test condition STC: air mass AM 1.5, irradiance 1000W/m², cells temperature 25 C.

Module Type		LW6MH60-335(W)	LW6MH60-330(W)	LW6MH60-325(W)	LW6MH60-320(W)	LW6MH60-315(W)
Peak Power_Pmax	W	335	330	325	320	315
Power tolerance_ΔPmax	W	0,+5				
Voltage at Pmax_Vmpp	V	34.40	34.13	33.86	33.58	33.30
Current at Pmax_Imp	A	9.74	9.67	9.60	9.53	9.46
Open Circuit Voltage_Voc	V	41.12	40.87	40.62	40.36	40.10
Short Circuit Current_Isc	A	10.33	10.26	10.19	10.12	10.05
Module Efficiency_η		19.85%	19.56%	19.26%	18.96%	18.67%

ELECTRICAL DATA @ NOCT

Nominal operating cell temperature NOCT: irradiance 800W/m², ambient temperature 20 C, wind speed 1m/s.

Module Type		LW6MH60-335(W)	LW6MH60-330(W)	LW6MH60-325(W)	LW6MH60-320(W)	LW6MH60-315(W)
Peak Power_Pmax	W	249.15	245.62	241.79	238.24	234.32
Voltage at Pmax_Vmpp	V	32.19	31.94	31.69	31.43	31.16
Current at Pmax_Imp	A	7.74	7.69	7.63	7.58	7.52
Open Circuit Voltage_Voc	V	38.49	38.25	38.02	37.78	37.53
Short Circuit Current_Isc	A	8.32	8.26	8.20	8.15	8.09

TEMPERATURE RATING

Nominal operating cell temperature(NOCT)	C	45±2
Temperature Coefficient of Pmax	%/C	-0.350
Temperature Coefficient of Isc	%/C	0.051
Temperature Coefficient of Voc	%/C	-0.289

MAXIMUM RATING

Max. System Voltage	1500/1000Vdc
Operating Temperature	-40 ~ +85 C
Max. Series Fuse Rating	20A
Max. Mechanical load	5400Pa

CONSTRUCTION MATERIALS

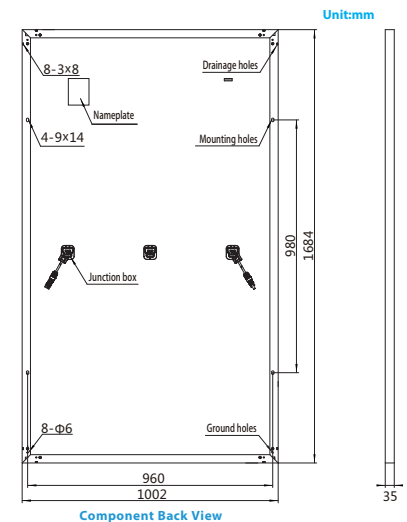
Solar cells	120 mono-silicon cells, 158.75mm*79.375mm
Glass	3.2mm low-iron tempered glass
Encapsulant	ethylene vinyl acetate(EVA)
Frame	anodized aluminium alloy(Silver)
Junction Box	≥IP67 rated, 3 diodes
Cable	4mm ² PV cable, 500mm
Connector	MC4 compatible

GENERAL DATA

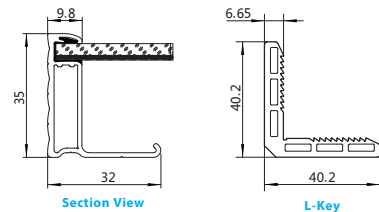
Module Dimension(L×W×H)	1680×1002×35mm
Weight	18.3kg

PACKING

Modules per pallet	31
Pallets per 40' container	26
Packing box dimension(L×W×H)	1730X1140X1170mm



Component Back View



Section View

L-Key

