

Lithium Iron Phosphate (LiFePO₄) Battery

AJ-LFP12.8V7AH

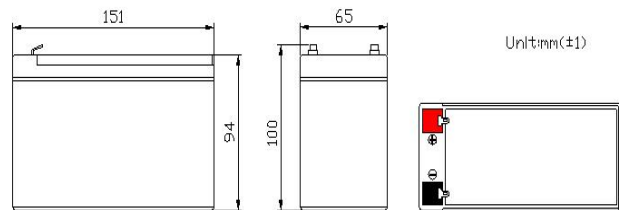
Features

- ◆ Using the technology of lithium iron phosphate cell, superior safety, thousands of cycles, 100%DOD, under normal conditions
- ◆ Built-in automatic protection for over-charge, over discharge, over current and over temperature
- ◆ Maintenance free
- ◆ Internal cell balancing
- ◆ Lighter weight: About 40% ~50% of the weight of a comparable lead acid battery.
- ◆ Can be charged using most standard lead-acid charges (set)
- ◆ Wider temperature range:-20℃~60℃



Application

- ◆ UPS
- ◆ Solar & Wind power system
- ◆ Golf Cart
- ◆ Electric vehicle , E-bike, E-rickshaw e.g.
- ◆ Lighting



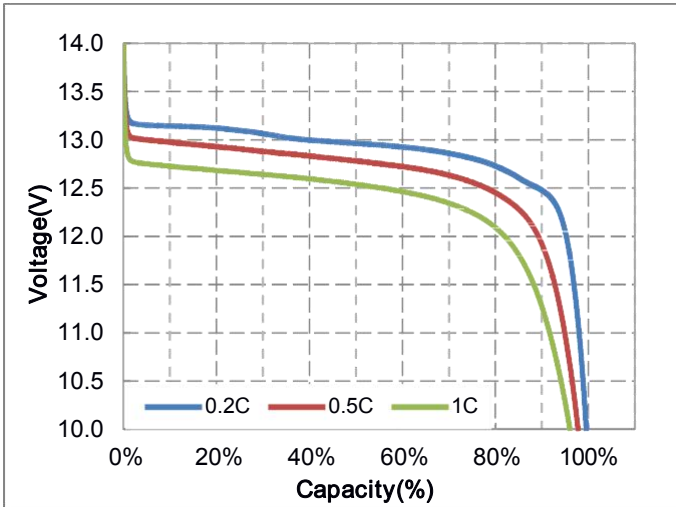
General Specification

Electrical Characteristics	Nominal Voltage	12.8V
	Nominal Capacity	7Ah@0.2C
	Energy	89.6Wh
	Internal Resistance	≤90mΩ
	Cycle Life	>2000 Cycles @ 0.2C Charge/Discharge at 100%DOD,End of Life 70% Capacity.
Standard Charge	Months Self Discharge	≤3.5% per month at 25℃
	Charge Voltage	(14.6±0.2) V
	Charge Mode (CC/CV)	At 0℃~45℃ temperature, charged to 14.6V at a constant current of 0.2C ₅ A, and then,changed continuously with constant voltage of 14.6V until the current was not more than 0.02C ₅ A.
	Charger Current	1.4A
Standard Discharge	Max.Charge Current	3.5A
	Discharge Current	1.4A
	Max. Continuous Current	7A
	Max.Pulse Current	20A(<3S)
Environmental	Discharge Cut-off Voltage	10.0V
	Charge Temperature	0℃ to 45℃(32°F to 113°F) @60±25% Relative Humidity
	Discharge Temperature	-20℃ to 60℃(-4°F to 140°F) @60±25% Relative Humidity
	Storage Temperature	0℃ to 45℃(32°F to 113°F) @60±25% Relative Humidity
Mechanical	Water Dust Resistance	IP55
	Cell & Method	IFR26650 N35,4S2P
	Plastic Case	ABS
	Dimension(L*W*H*TH)	(151*65*94*100) mm
	Weight	Approx. 1.06Kg
	Terminal	F2

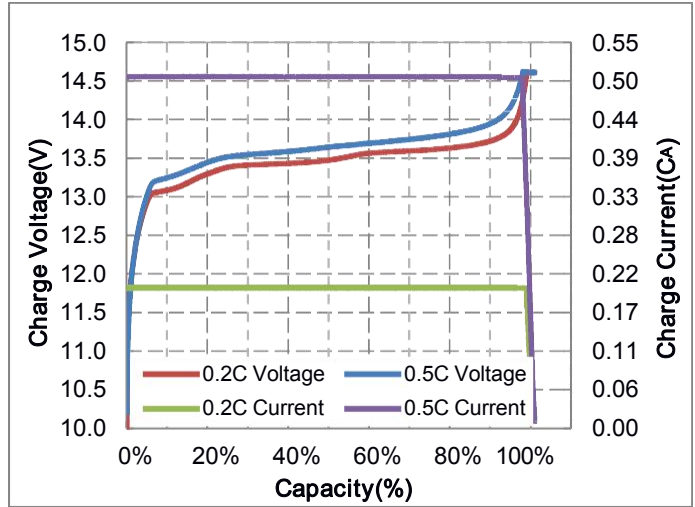
Lithium Iron Phosphate (LiFePO₄) Battery

AJ-LFP12.8V7AH

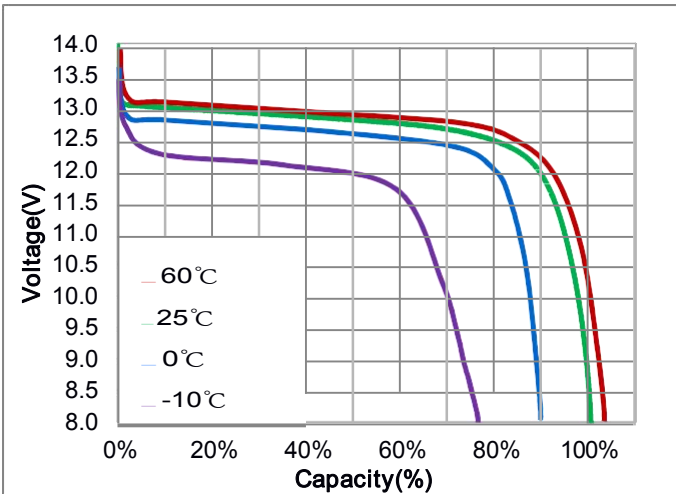
Different Rate Discharge Curve @ 25°C



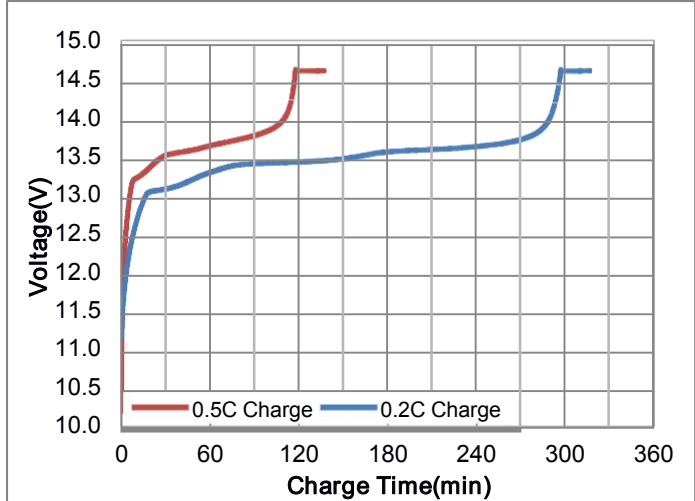
Charge Characteristics @0.2C&0.5C, 25°C



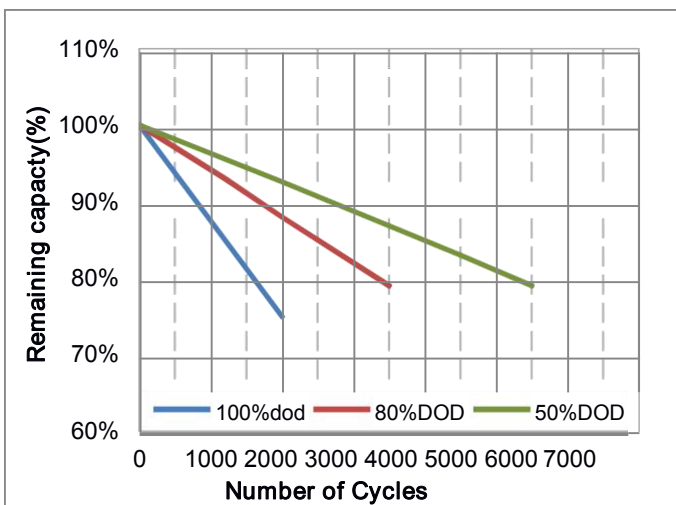
Different Temperature Discharge Curve @0.5C, 25°C



Charge Characteristics @0.2C&0.5C, 25°C



Different DOD Discharge Cycle Life Curve @0.5C, 25°C



Open circuit voltage VS SOC%

