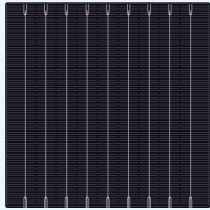
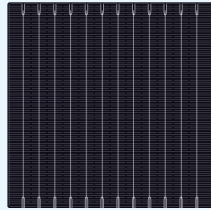


320-345 Watt LS-B120

Half-Cell MBB MONO PERC Bifacial Dual-Glass



9BB



12BB



KEY FEATURES



Multi Busbar Solar Cell
Stronger current collection ability, Special circuit design with much lower hot spot temperature;



Module efficiency up to 20.28%
Half cell structure brings low resistance characteristic, higher lifetime generating capacity, simultaneously lower annual power attenuation;



PID Resistant
PID free, due to the POE material and double glass design, also can be improved to meet higher standards for the particularly harsh environment;



Low-Light Performance
Excellent power generation performance under Low-Light condition due to multi busbar; better shading response benefit from half cell module;



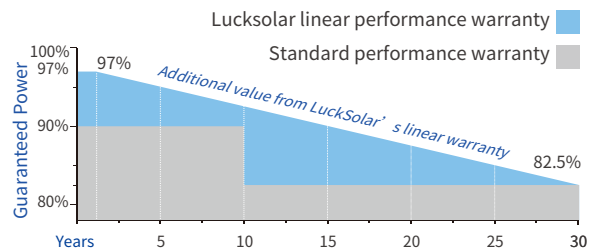
Anti-Crack
Excellent anti-microcracking performance with more balanced interior stress;



Strength and Durability
Certified for 5400Pa snow and 2400Pa loads test;

Linear Performance Warranty

15 Years Product Warranty · 30 Years Linear Power Warranty



Product And Quality Certifications

ISO 9001:2008
ISO 14001:2004
OHSAS 18001:2007



HQ: No.99, Longxi Avenue, Zhulin Town, Jintan District, Changzhou. Division: No.16, Zhouzhuang Technology Park, Jiepai Town, Binhai County, Yancheng.

Luck Solar is the world's leading green energy provider, committed to making clean energy illuminate every corner of the world. We strive to provide high-efficiency, high-quality and low-cost clean energy solutions. Luck Solar insists on continuous innovation around customer needs. We invest heavily in technology research, and promotes green energy in the world.

+86 519 68905758
service@lucksolar.com
www.lucksolar.com

ELECTRICAL SPECIFICATIONS

Module Type	LS-B120		LS-B120		LS-B120		LS-B120		LS-B120		LS-B120	
	Front	Back	Front	Back	Front	Back	Front	Back	Front	Back	Front	Back
Testing Condition												
Rated output (Pmp/Wp)	320	241	325	245	330	249	335	253	340	256	345	260
Rated voltage (Vmp/V)	33.20	31.4	33.50	31.6	33.80	31.9	34.10	32.2	34.40	32.5	34.70	32.8
Rated current (Imp/A)	9.64	7.69	9.71	7.75	9.77	7.80	9.83	7.84	9.89	7.89	9.95	7.95
Open circuit voltage (Voc/V)	40.2	38.3	40.4	38.5	40.60	38.7	40.8	38.9	41.0	39.1	41.2	39.3
Short circuit current (Isc/A)	10.20	8.23	10.25	8.27	10.30	8.31	10.35	8.35	10.40	8.39	10.45	8.43
Module efficiency (%)	18.81%	14.16%	19.10%	14.40%	19.40%	14.64%	19.69%	14.87%	19.98%	15.05%	20.28%	15.28%
Power Tolerance (W)	0~+5		0~+5		0~+5		0~+5		0~+5		0~+5	

Standard Test Condition(STC): Irradiance 1000W/m², Cell Temperature 25°C, AM1.5

TEMPERATURE CHARACTERISTICS

NOCT Temperature	43°C ±2°C
Temperature Coefficient (Pmax)	-0.38%/°C
Temperature Coefficient (Voc)	-0.30%/°C
Temperature Coefficient (Isc)	0.06%/°C

MAXIMUM RATINGS

Maximum system voltage (IEC)	1500V DC
Snow/Wind	5400Pa/2400Pa
Operating Temperature	-40°C ~ +85°C
Maximum series fuse rating	20A

MECHANICAL SPECIFICATIONS

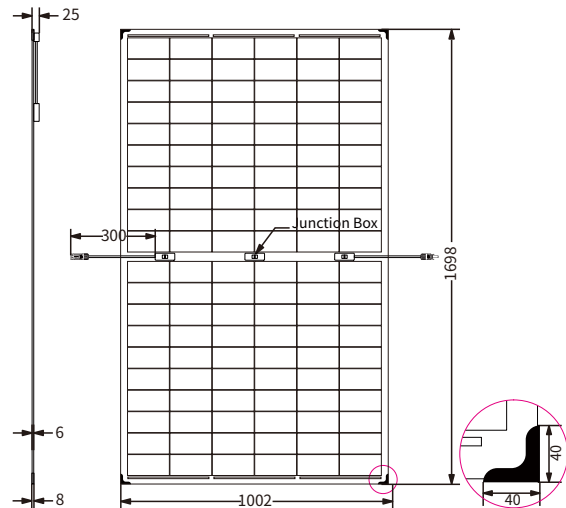
Cell Type	12BB/9BB MONO 158.75×79.375mm
No. of Cells	120 (12×10)
Dimensions	1698×1002×6mm
Weight	24.6kg
Front Glass	2.5mm, Anti-Reflection Coating
Back Glass	2.5mm, heat strengthened glass
Junction Box	IP67/IP68, 3 diodes
Output Cables	4mm ² , (+)300mm, (-) 300mm or Customized Length
Connector type	MC4 compatible

PACKING CONFIGURATIONS

Per Pallet	30 Pcs
Per 20' GP Container	360 Pcs
Per 40' HQ Container	910 Pcs

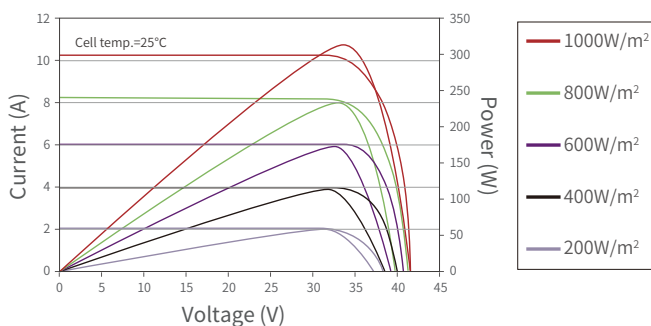
ENGINEERING DRAWINGS

Engineering Drawings



CURVE & TEMPERATURE DEPENDENCE

I-V CURVE (325W)



Current-Voltage curves (325W)

