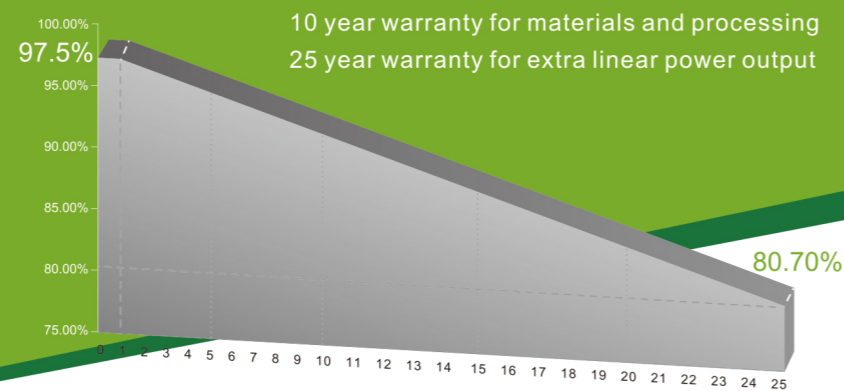


# IDEAL MODULE

## 305W-340W

6PA SERIES-72 CELLS  
POLYCRYSTALLINE SOLAR MODULE

- ◇ Positive ( 0~+5w ) power output.
- ◇ 100%double EL testing insepction, effectively exclude products defects.



### KEY FEATURES

- +5W OUTPUT POSITIVE TOLERANCE**  
Guaranteed 0~+5W positive tolerance ensures power output reliability.
- INNOVATIONAL 5-BUSBAR CELLS**  
Reduces the cell series resistance and internal stress, decreases the risk of mirco-crack and improves the module output.
- Anti PID PID RESISTANCE**  
Excellent PID resistance at 96 hours (@85°C/85%) test, and also can be improved to meet higher standards for the particularly harsh environment.
- EXCELLENT MECHANICAL LOAD CAPABILITY**  
Certified to withstand: snow load (6000 Pa) and wind load (3600 Pa).
- HIGHER RELIABILITY AND DURABILITY**  
Effectively deals with harsh environments, such as sand, salt mist and ammonia resistance.
- PASSED HAIL TEST**  
Certified to hail resistance: ice ball size (d=45mm) and ice ball velocity (v=30.7m/s).
- LOW-LIGHT IRRADIANCE**  
With the deep textured ARC glass and cell surface texturing process, achieve the excellent performance at the haze, cloudy days and other low light conditions.

### COMPREHENSIVE CERTIFICATES



www.idealnewenergy.com

### INE305~340P-72cell

Standard 72Cells Polycrystalline PV Module

### Electrical Characteristics (STC)

Module Type	INE-305P	INE-310P	INE-315P	INE-320P
Maximum Power-Pmax(W)	305	310	315	320
Open Circuit Voltage-Voc(V)	44.9	45.2	45.4	45.6
Short-Circuit Current-Isc(A)	8.90	9.02	9.15	9.22
Voltage at Pmax-Vmp(V)	37.0	37.1	37.2	37.5
Current at Pmax-Imp(A)	8.24	8.36	8.47	8.53
Module Efficiency-ηm(%)	15.72	15.98	16.23	16.49

Module Type	INE-325P	INE-330P	INE-335P	INE-340P
Maximum Power-Pmax(W)	325	330	335	340
Open Circuit Voltage-Voc(V)	46.1	46.3	46.5	46.6
Short-Circuit Current-Isc(A)	9.34	9.45	9.55	9.64
Voltage at Pmax-Vmp(V)	37.6	37.7	37.9	38.1
Current at Pmax-Imp(A)	8.64	8.75	8.84	8.92
Module Efficiency-ηm(%)	16.75	17.01	17.26	17.52

STC: Irradiance 1000W/m<sup>2</sup>, Cell Temperature 25 °C, Air Mass 1.5

Power Tolerance(W)	(0,+4.99)
Maximum System Voltage(V)	1000
Maximum Series Fuse Rating (A)	20

### Temperature Characteristics

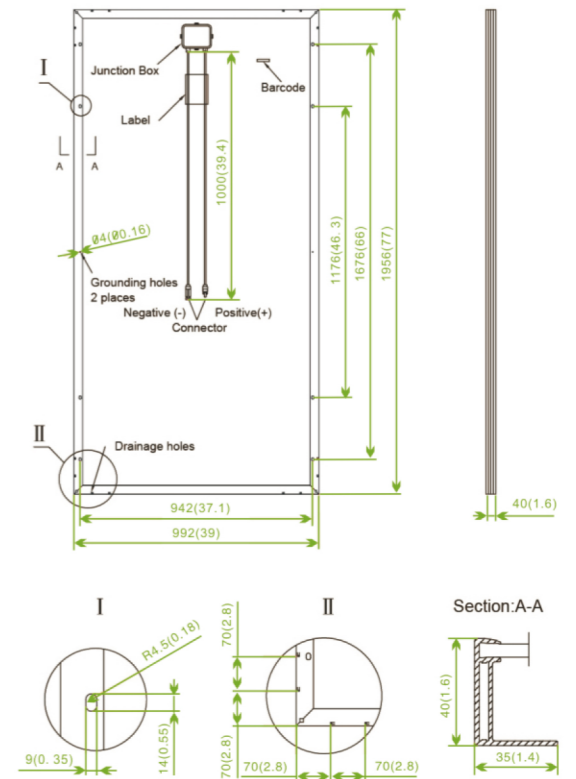
Pmax Temperature Coefficient	-0.40%/°C
Voc Temperature Coefficient	-0.32%/°C
Isc Temperature Coefficient	+0.05%/°C
Operating Temperature	-40 ~ +85 °C
Nominal Operating Cell Temperature(NOCT)	45±2 °C

### Mechanical Specifications

External Dimensions	1956×992×45mm	1956×992×40mm
Weight	23kg	22.5kg
Solar Cells	Poly crystalline 156×156mm (72pcs)	Poly crystalline 156×156mm (72pcs)
Front Glass	3.2 mm tempered glass, low iron	3.2 mm tempered glass, low iron
Frame	Anodized aluminum alloy	Anodized aluminum alloy
Junction Box	IP67	IP67
Output Cables	4.0 mm <sup>2</sup> , cable length:1000 mm	4.0 mm <sup>2</sup> , cable length:1000 mm
Connector	MC4 Compatible	MC4 Compatible
Mechanical Load	5400 Pa	5400 Pa

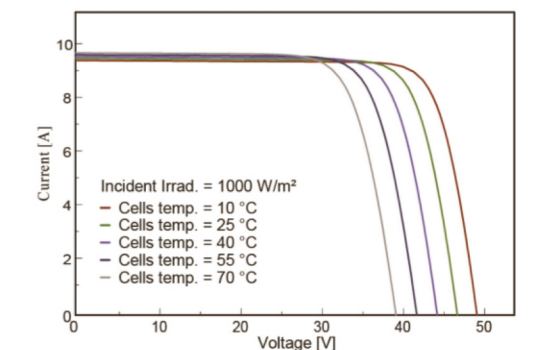
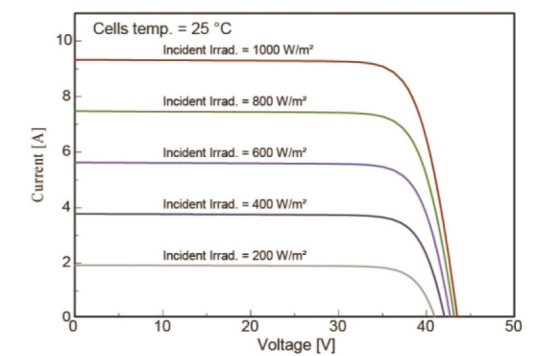
### Packing Configuration

	1956×992×45mm		1956×992×40mm	
Container	20'GP	40'GP	20'GP	40'GP
Pieces per Pallet	23	23	26	26
Pallets per Container	10	22	10	22
Pieces per Container	230	506	260	572



All Dimensions in mm(inch)  
The above drawing is a graphical representation of the product.  
For engineering quality drawings please contact IDEAL SOLAR.

### I-V Curve(INE320P)



Specifications are subject to change without further notification INE-EN-2017V1.0 © Copyright 2017 IDEAL