

INFINITY MODULE

275W-285W

60 CELL MULTICRYSTALLINE MODULE

275W-285W POWER OUTPUT RANGE

17.4% MAXIMUM EFFICIENCY

0~+5W POSITIVE POWER TOLERANCE

Apply to



home roof




ground Power Station



Industrial and Commercial Roofs



E: info@inesolar.com
W: www.inesolar.com



Ideal for large scale installations

- High power footprint reduces installation time & BOS costs



One of the industry's most trusted modules

- Field proven performance
- Infinity NewEnergy's financial solidity consistently confirmed by banks and investors



Highly reliable due to stringent quality control

- Over 30 in-house tests(UV,HF,and many more)
- In-house testing goes well beyond certification requirements
- PID resistant

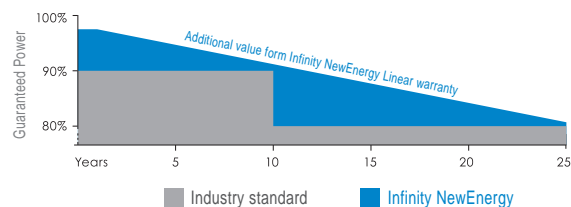


Certified to withstand challenging environmental conditions

- 2400 Pa wind load
- 5400 Pa snow load

LINEAR PERFORMANCE WARRANTY

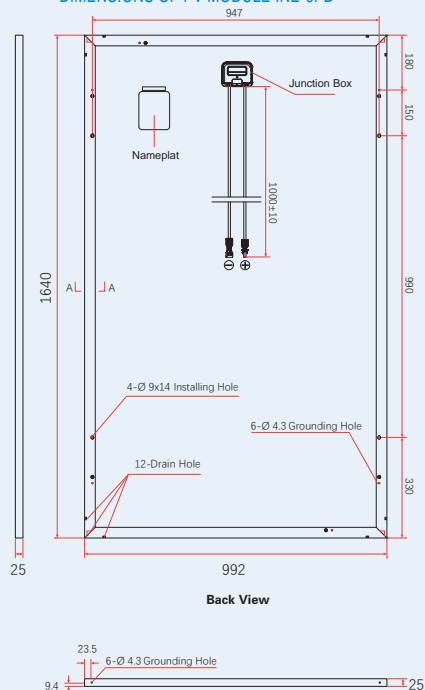
10 Year Product Warranty-25 Year Linear Power Warranty



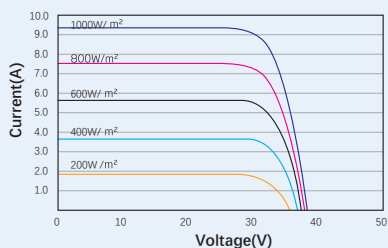
CERTIFICATION



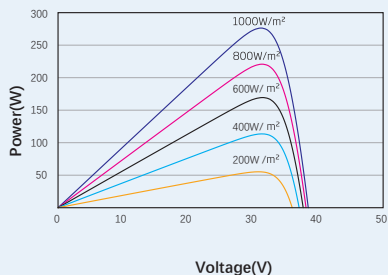
DIMENSIONS OF PV MODULE INE-6PB



I-V CURVES OF PV MODULE(285W)



P-V CURVES OF PV MODULE(285W)



MECHANICAL DATA

Solar cells	Multicrystalline 156.75x 156.75mm
Cell orientation	60 cells (6 x 10)
Module dimensions	1640x 992 x 25 mm
Weight	18.6 kg
Glass	High Transparency, Anti-Reflective, A R Coated and Heat Tempered Solar Glass -3.2mm
Backsheet	White
Frame	Silver Anodized Aluminium Alloy (Black Available)
J-Box	IP 67 rated
Cables	Photovoltaic Technology cable 4.0 mm ² . 1000mm(Customized Available)
Connector	MC4 Compatible

ELECTRICAL DATA@STC

	275	280	285
STC: Irradiance 1000 W/m ² , Cell Temperature 25°C, Air Mass AM1.5 according to EN 60904-3. Average efficiency reduction of 4.5% at 200 W/m ² according to EN 60904-1.			
Open Circuit Voltage-Voc(V)	38.1	38.2	38.3
Short Circuit Current-Isc (A)	9.32	9.40	9.49
Maximum Power Voltage-V _{MPP} (V)	31.1	31.4	31.6
Maximum Power Current-I _{MPP} (A)	8.84	8.92	9.02
Peak Power Watts-P _{MAX} (Wp)	275	280	285

ELECTRICAL DATA@NOCT

	275	280	285
NOCT: Irradiance at 800 W/m ² , Ambient Temperature 20°C, Wind Speed 1 m/s			
Maximum Power-P _{MAX} (Wp)	204	208	211
Maximum Power Voltage-V _{MPP} (V)	28.8	29.0	29.2
Maximum Power Current-I _{MPP} (A)	7.09	7.15	7.23
Open Circuit Voltage-Voc (V)	35.3	35.4	35.5
Short Circuit Current-Isc (A)	7.52	7.59	7.66

TEMPERATURE RATINGS

Nominal Operating Cell Temperature (NOCT)	44°C (±2°C)	Temperature Coefficient of Voc	-0.32%/°C
Temperature Coefficient of P _{MAX}	-0.41%/°C	Temperature Coefficient of Isc	0.05%/°C

MAXIMUM RATINGS

Operational Temperature	-40 to +85°C	Max Series Fuse Rating	15A
Maximum System Voltage	1000V DC (IEC)		

WARRANTY

10 year workmanship warranty
25 year linear performance warranty

(Please refer to product warranty for details)

DEALER INFORMATION

