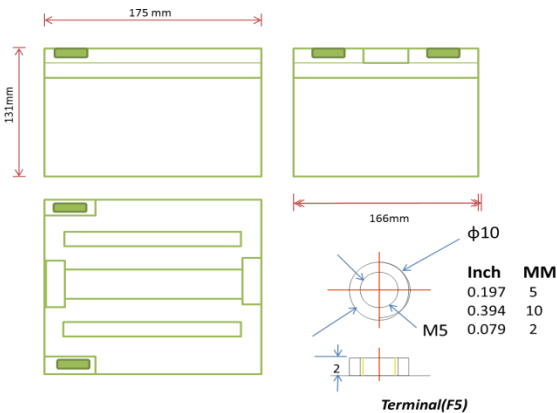


# ECO-FRIENDLY ADVANCE TECHNOLOGY BATTERY



## 12- EFSN -26, 12V 26Ah@20HR

### DIMENSION



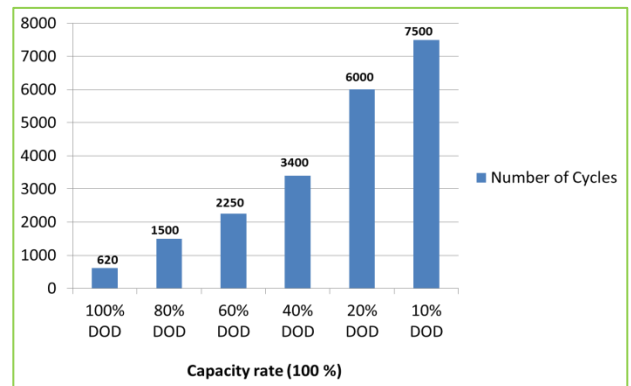
### SPECIFICATIONS

<b>Nominal Voltage</b>		<b>12V</b>
<b>Rated Capacity (20 hour rate)</b>		<b>26AH</b>
<b>Dimension</b>	Total Height (with terminals)	125 mm
	Height	125mm
	Length	175mm
	Width	166mm
<b>Weight</b>		Approx.7.8Kg(17Lbs)
<b>Capacity (77°F/25°C)</b>	10 hour rate (2.4A)	24AH
	5 hour rate (4.4A)	22AH
<b>Internal Resistance (77°F/25°C)</b>	Full Charged Battery	9mΩ
	After 3 months Storage	95%
<b>Self-Discharge (77°F/25°C)</b>	After 6 months storage	85%
	After 12 months storage	80%
<b>Max Discharge Current (77°F/25°C)</b>		240A(5S)
<b>Terminal</b>	Standard	F5
	Optional	
<b>Charging (Constant Voltage)</b>	Cycle	14.4V-14.7V (77°F/25°C)
	Float	13.5V-13.8V (77°F/25°C)

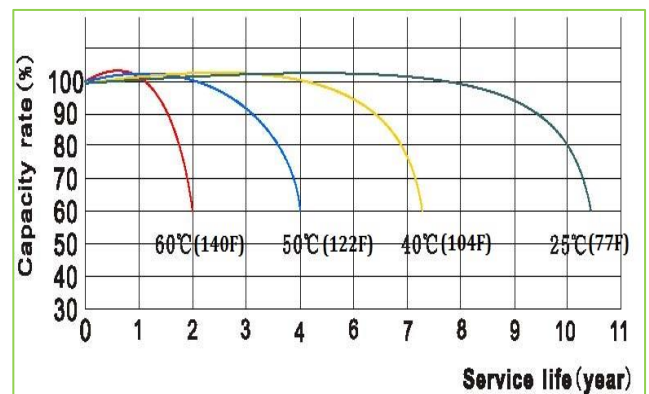
### DISCHARGE CURRENT & END DISCHARGE VOLTAGE

Discharge Current (A)	Final Discharge Voltage (V/Cell)
0.05C or below or intermittent discharge	11.4
0.05C of current close to it	11.1
0.1C of current close to it	10.8
0.2C of current close to it	10.5
0.2C-0.5C	10.2
0.5C-1C	9.6
1C-3C	9.0
>3C	7.8

### CYCLE LIFE GRAPH (25°C/77°F)



### TEMPERATURE & FLOAT SERVICE LIFE



**CONSTANT CURRENT DISCHARGE CHARACTERISTICS UNITS AMPERES (25°C/77°F)**

Time (Mins)

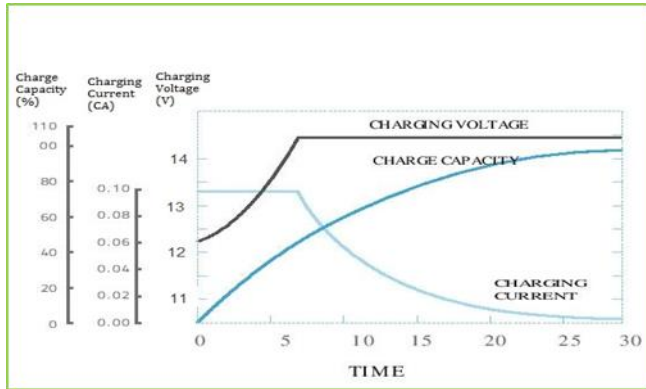
End Voltage per cell (V)	5	15	30	45	60	120	180	240	300	360	480	600	720	1200	1440
1.60	88.07	46.61	28.16	20.53	16.54	9.47	6.88	5.40	4.60	3.91	2.98	2.48	2.08	1.36	1.11
1.67	81.85	45.08	27.74	20.39	16.51	9.43	6.76	5.37	4.54	3.88	2.98	2.46	2.08	1.35	1.10
1.70	81.01	44.39	27.47	20.12	16.37	9.35	6.71	5.34	4.47	3.84	2.97	2.46	2.07	1.35	1.10
1.75	74.22	43.00	27.19	19.98	16.09	9.17	6.69	5.27	4.43	3.82	2.95	2.43	2.06	1.34	1.10
1.80	66.59	40.22	26.08	19.42	15.68	9.03	6.66	5.26	4.37	3.77	2.94	2.40	2.05	1.30	1.10
1.83	63.65	36.90	25.67	18.73	14.98	8.95	6.40	5.04	4.27	3.63	2.88	2.30	1.97	1.28	1.08
1.85	59.64	35.79	24.00	18.04	14.57	8.59	6.23	4.97	4.16	3.51	2.84	2.28	1.94	1.27	1.08

**DISCHARGE DATA WITH CONSTANT POWER UNITS: WATTS PER CELL (25°C/77°F)**

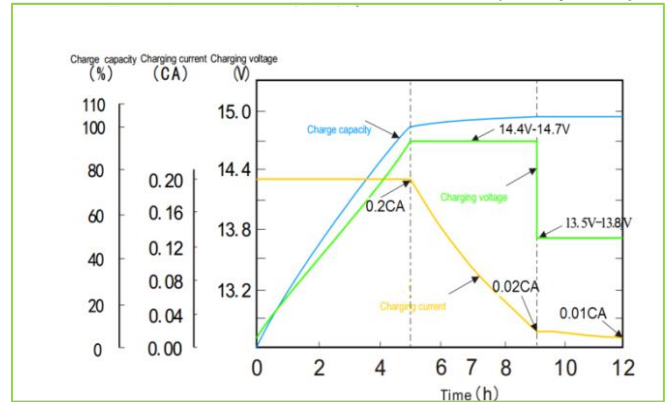
Time (Mins)

End Voltage per cell (V)	5	15	30	45	60	120	180	240	300	360	480	600	720	1200	1440
1.60	147.17	81.84	52.71	38.42	30.91	17.89	13.08	10.36	8.75	7.52	5.80	4.80	4.04	2.69	2.21
1.67	140.10	80.59	50.58	38.15	30.81	17.89	12.91	10.35	8.75	7.50	5.80	4.79	4.04	2.69	2.21
1.70	139.26	80.03	50.46	38.15	30.65	17.75	12.84	10.31	8.61	7.45	5.76	4.74	3.99	2.68	2.21
1.75	129.69	79.06	50.33	38.14	30.52	17.62	12.70	10.29	8.59	7.39	5.73	4.71	3.99	2.68	2.19
1.80	119.01	75.04	49.52	37.45	30.38	17.62	12.53	10.26	8.53	7.39	5.71	4.69	3.99	2.61	2.19
1.83	114.85	68.94	49.10	36.34	29.13	17.48	12.33	9.92	8.43	7.16	5.71	4.55	3.93	2.58	2.18
1.85	106.39	67.41	45.64	34.96	28.30	17.06	12.14	9.79	8.20	7.02	5.49	4.51	3.86	2.55	2.16

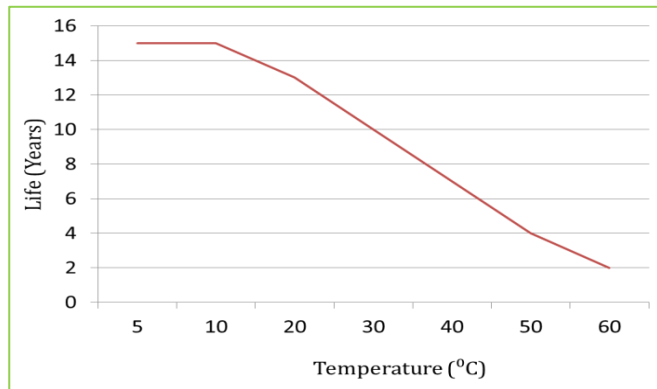
**FLOATING CHARGE CHARACTERISTICS (25°C/77°F)**



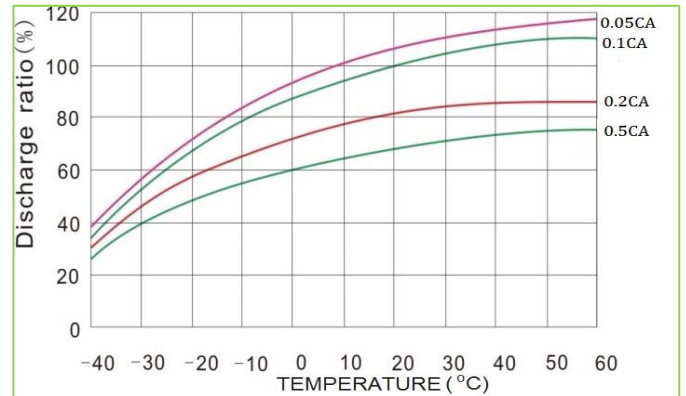
**CYCLE CHARGE CHARACTERISTIC (25°C/77°F)**



**FLOAT SERVICE LIFE CURVE GRAPH**



**TEMPERATURE AND DISCHARGE CAPACITY**



Soneil Chargers Recommended

“Specifications subject to change without notice “

**Domestic & International Sales:** Tel: +1 905 565 0360 Fax: +1 905 799 6821, Email: [info@soneil.com](mailto:info@soneil.com)

**Corporate Office:** 180 Advance Blvd, Unit 3, Brampton, Ontario, Canada L6T 4J4



[www.soneil.com](http://www.soneil.com)