



PERC Half-Cell Module-144

Electrical characteristics at Standard Test Conditions (STC)

Model	SA420-144M	SA425-144M	SA430-144M	SA435-144M	SA440-144M	SA445-144M
Max Power - Pmpp (W)	420	425	430	435	440	445
Positive power tolerance (%)	0-5W	0-5W	0-5W	0-5W	0-5W	0-5W
Open Circuit Voltage - Voc (V)	48.50	48.81	49.12	49.43	49.60	50.03
Short Circuit Current - Isc (A)	11.09	11.15	11.21	11.27	11.33	11.39
Max Power Voltage-Vmpp (V)	40.62	40.83	41.04	41.24	41.44	41.63
Max Power Current - Imp (A)	10.34	10.41	10.48	10.55	10.62	10.69
Module Efficiency(%)	19.01	19.24	19.46	19.69	19.92	20.14

Electrical data relates to standard test conditions (STC): irradiance 1000 W/m²; AM 1.5; cell temperature 25°C measuring uncertainty of power is within 0-5W. Certified in accordance with IEC61215:2016, IEC61730-1/2:2016

Electrical characteristics at Nominal Operating Cell Temperature (NOCT)

Model	SA430-144M	SA435-144M	SA430-144M	SA435-144M	SA440-144M	SA445-144M
Max Power - Pmpp (W)	310	313	317	320	323	327
Open Circuit Voltage - Voc (V)	45.31	45.50	45.68	45.87	46.06	46.24
Short Circuit Current - Isc (A)	8.73	8.78	8.83	8.88	8.93	8.98
Max Power Voltage-Vmpp (V)	37.40	37.53	37.79	37.91	38.00	38.25
Max Power Current - Imp (A)	8.29	8.34	8.39	8.44	8.50	8.55

Nominal Operating Cell Temperature (NOCT): Irradiance 800W/m², environment temperature 20, wind speed 1m/s

Temperature Characteristics

Voltage Temperature Coefficient	-0.31%/K
Current Temperature Coefficient	+0.05%/K
Power Temperature Coefficient	-0.38%/K

Maximum Ratings

Maximum system voltage (V)	1500 V DC
Maximum series fuse rating (A)	20A

Mechanical Characteristics

Dimensions	2108*1048*40mm(Length*Width*Depth)
Weight	31.5kg
Frame	Anodized aluminum profile (Silvery/Black)
Front glass	White toughened safety glass,anti-reflective coating 3.2mm
Cell Encapsulation	EVA (Ethylene-Vinyl-Acetate)
Back sheet (Black / White)	Fluorine containing composite film
Cells	6*24 pieces Mono solar cells series strings(61NCH/9BB)
Junction Box	IP ≥ 68,3diodes
Cable	4mm ²
Connector	MC4

Note : We accept customized solar modules , such as frame , backsheet colors , length of cables

Packaging

Container 20	260PCS
Container 40	572PCS
Container 40HQ	627PCS

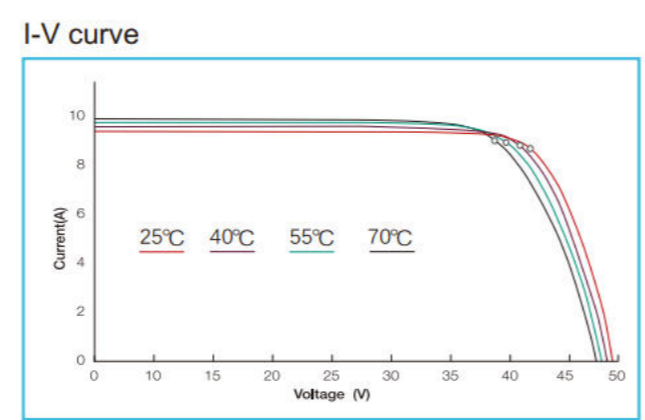
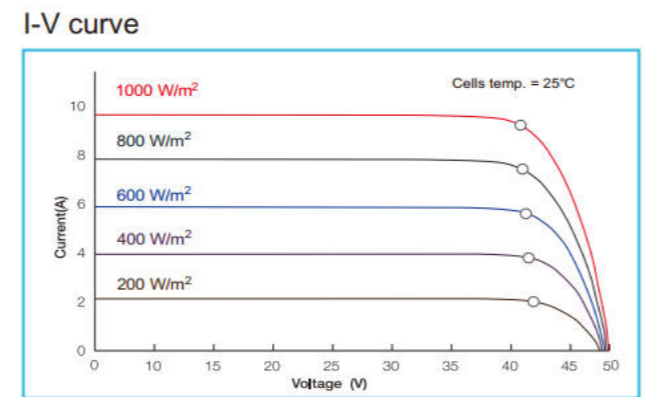

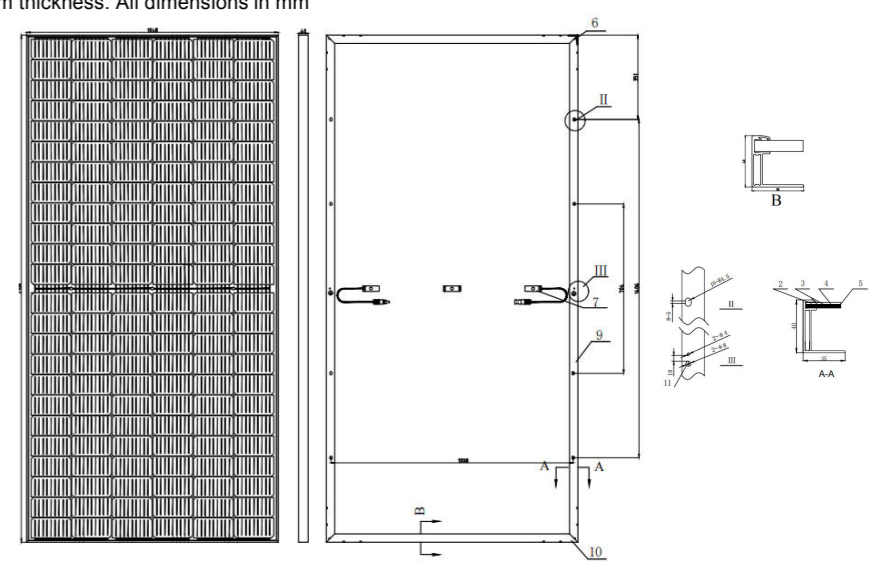
Parameters

temp. Range	-40°C to 85°C
Application Class	Class A
Pollution Degree	1
Protection Class	Class II
Fire Rating	Class C

Dimensions

Note: Module layout below only valid for modules with 40mm thickness. All dimensions in mm

- Cell efficiency > 23.0%
- EL Double Inspection
- 12 years Material&workmanship warranty
- 25 years Linear power output warranty
- diameter 25mm with 23m/s (standard)
diameter 55mm with 33.9m/s (optional)
- front side 5400Pa (standard)
front side 8000Pa & 12000Pa (optional)



IEC61215-1:2016 IEC61215-1-1:2016 IEC61215-2:2016 IEC61730-1:2016 IEC61730-2:2016 EN61215-1:2016
EN61215-2:2017 EN61215-1-1:2016 EN IEC61730-1:2018 EN IEC61730-2:2018 IEC61853-1:2011 IEC61701:2011
EN61000-6-1:2007 EN61000-6-3:2007+A1:2011+AC:2012 IEC61000-6-1:2016 IEC61000-6-3:2011 EN50380:2003
IEC TS62804-1:2015 IEC62716:2013 KS C 8561:2016 IEC60068-2-68 LCS ISO9001:2015 ISO14001:2015 ISO45001:2018





PERC Half-Cell Module-120

Electrical characteristics at Standard Test Conditions (STC)					
Model	SA350-120M	SA355-120M	SA360-120M	SA365-120M	SA370-120M
Max Power - Pmpp (W)	350	355	360	365	370
Positive power tolerance (%)	0-5W	0-5W	0-5W	0-5W	0-5W
Open Circuit Voltage - Voc (V)	40.19	40.51	40.87	41.13	41.44
Short Circuit Current - Isc (A)	11.07	11.15	11.21	11.29	11.35
Max Power Voltage-Vmpp (V)	32.99	33.24	33.49	33.73	33.98
Max Power Current - Imp (A)	10.61	10.68	10.75	10.81	10.89
Module Efficiency(%)	18.92	19.19	19.46	19.73	20.00

Electrical data relates to standard test conditions (STC): irradiance 1000 W/m²; AM 1.5; cell temperature 25°C measuring uncertainty of power is within 0-5W. Certified in accordance with IEC61215:2016, IEC61730-1/2:2016

Electrical characteristics at Nominal Operating Cell Temperature (NOCT)						
Model	SA345-120M	SA350-120M	SA355-120M	SA360-120M	SA365-120M	SA370-120M
Max Power - Pmpp (W)	256	260	264	268	272	276
Open Circuit Voltage - Voc (V)	36.86	37.14	37.42	37.74	37.99	38.31
Short Circuit Current - Isc (A)	8.87	8.92	8.97	9.02	9.08	9.13
Max Power Voltage-Vmpp (V)	30.34	30.63	30.99	31.22	31.45	31.68
Max Power Current - Imp (A)	8.44	8.49	8.54	8.60	8.65	8.71

Nominal Operating Cell Temperature (NOCT): Irradiance 800W/m², environment temperature 20, wind speed 1m/s

Temperature Characteristics		Maximum Ratings	
Voltage Temperature Coefficient	-0.28%/K	Maximum system voltage (V)	1500 V DC
Current Temperature Coefficient	+0.04%/K	Maximum series fuse rating (A)	20A
Power Temperature Coefficient	-0.35%/K		

Mechanical Characteristics	
Dimensions	1765*1048*35(Length*Width*Depth)
Weight	20.5kg
Frame	Anodized aluminum profile (Silvery/Black)
Front glass	White toughened safety glass,anti-reflective coating 3.2mm
Cell Encapsulation	EVA (Ethylene-Vinyl-Acetate)
Back sheet (Black / White)	Fluorine containing composite film
Cells	6*20 pieces Mono solar cells series strings(6INCH/9BB)
Junction Box	IP ≥ 68,3diodes
Cable	4mm ²
Connector	MC4

Note : We accept customized solar modules , such as frame , backsheet colors , length of cables

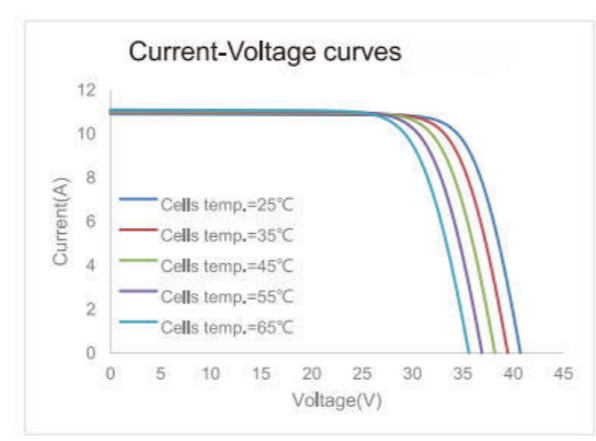
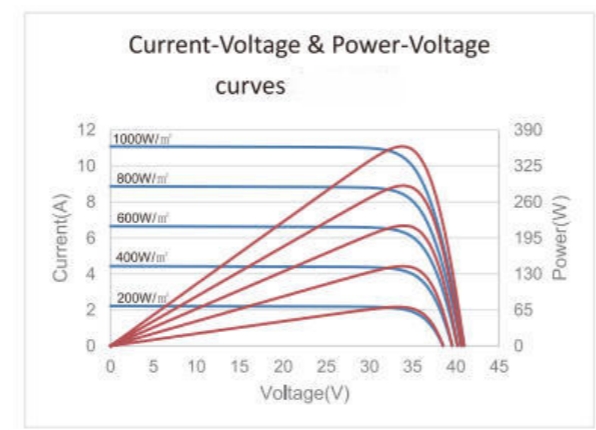
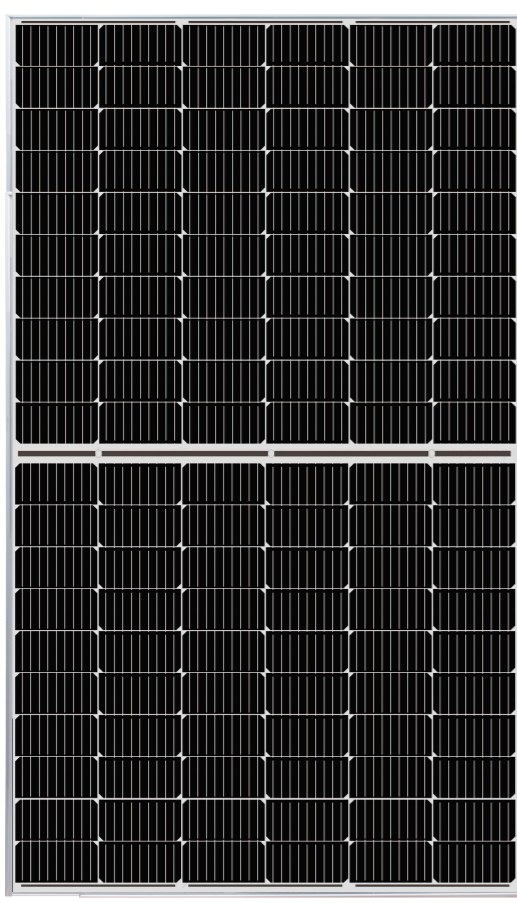
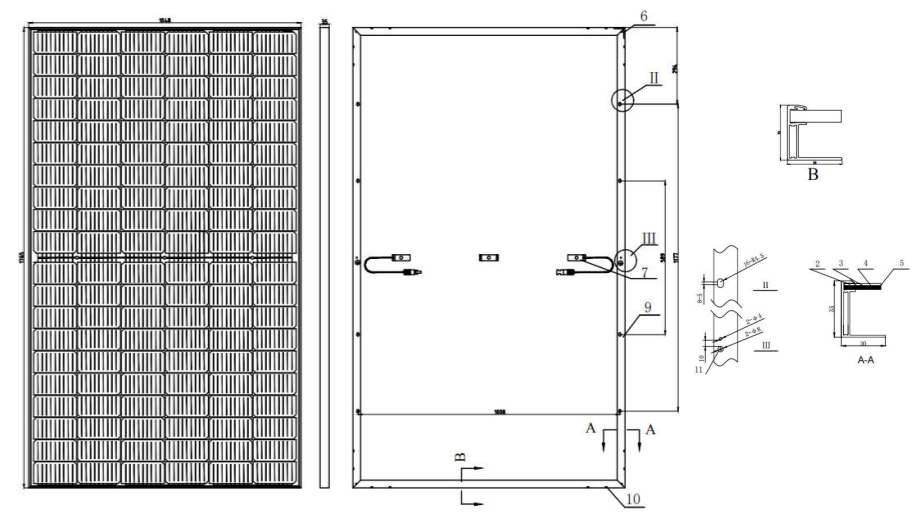
Packaging		Parameters	
Container 20	360PCS	temp. Range	-40°C to 85°C
Container 40	780PCS	Application Class	Class A
Container 40HQ	871PCS	Pollution Degree	1
		Protection Class	Class II
		Fire Rating	Class C

Rated cell operating temperature	
Rated cell operating temperature	45±2

Dimensions

Note: Module layout below only valid for modules with 35mm thickness. All dimensions in mm

- Cell efficiency > 23.0%
- EL Double Inspection
- 12 years Material&workmanship warranty
- 25 years Linear power output warranty
- diameter 25mm with 23m/s (standard) diameter 55mm with 33.9m/s (optional)
- front side 5400Pa (standard) front side 8000Pa & 12000Pa (optional)



IEC61215-1:2016 IEC61215-1-1:2016 IEC61215-2:2016 IEC61730-1:2016 IEC61730-2:2016 EN61215-1:2016
 EN61215-2:2017 EN61215-1-1:2016 EN IEC61730-1:2018 EN IEC61730-2:2018 IEC61853-1:2011 IEC61701:2011
 EN61000-6-1:2007 EN61000-6-3:2007+A1:2011+AC:2012 IEC61000-6-1:2016 IEC61000-6-3:2011 EN50380:2003
 IEC TS62804-1:2015 IEC62716:2013 KS C 8561:2016 IEC60068-2-68 LCS ISO9001:2015 ISO14001:2015 ISO45001:2018

