

- + HIGHER POWER YIELD: REDUCTION OF INTERNAL RESISTANCE
- + REDUCED LOSSES DURING PARTIAL SHADING
- + HIGH CLASS APPEARANCE: EASY INTEGRATION IN BUILDINGS
- + APPLICATIONS: INDUSTRIAL, COMMERCIAL AND RESIDENTIAL POWER PLANTS
- + ECO: ESPECIALLY ECONOMIC AND RELIABLE



product guarantee¹



linear performance guarantee¹




ECO LINE HALF CELL FULL BLACK

M120 / 305 - 325 W

MONOCRYSTALLINE MODULE FAMILY



Longlife tested



Power proofed



Safety provided



Selection of components



Cross-linking degree test



Performance surplus of 0 Wp to 6.49 Wp



100% PID free cells



Special packing to avoid micro cracks in the cells



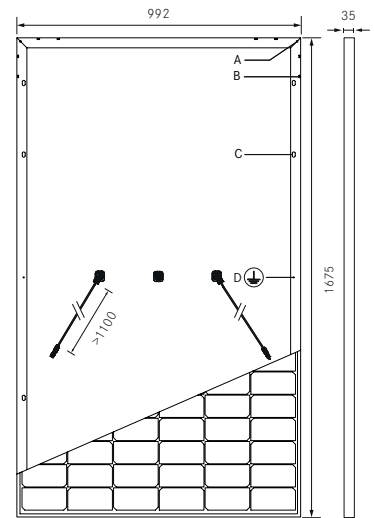
German warrantor

ECO LINE HALF CELL FULL BLACK M120 / 305 - 325 W

Monocrystalline module family

Module type LX - XXXM/156-120+ | XXX = Rated power P_{mp}

Back - / Front -/ Side view³

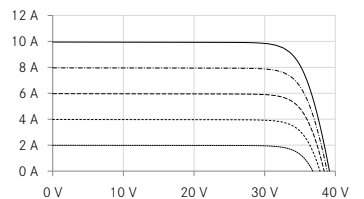


Drilled holes⁴

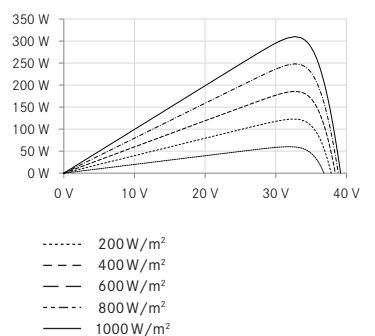
- A: 4 x drainage
- B: 16 x ventilation
- C: 8 x mounting
- D: 2 x earthing

Electrical characteristics

UI-diagram e.g. LX-310M/156-120+



UP-diagram e.g. LX-310M/156-120+



Electrical data at STC

	305.00	310.00	315.00	320.00	325.00
Rated power P _{mp} [Wp]	305.00	310.00	315.00	320.00	325.00
P _{mp} range to	311.49	316.49	321.49	326.49	331.49
Rated current I _{mp} [A]	9.29	9.35	9.42	9.48	9.55
Rated voltage V _{mp} [V]	32.88	33.18	33.48	33.78	34.08
Short-circuit current I _{sc} [A]	9.73	9.79	9.86	9.93	10.00
Open-circuit voltage U _{oc} [V]	39.10	39.45	39.81	40.17	40.53
Efficiency at STC up to	18.75%	19.05%	19.35%	19.65%	19.95%
Efficiency at 200 W/m ²	17.88%	18.18%	18.50%	18.80%	19.13%

Electrical data at NOCT

	225.45	229.26	233.37	237.29	241.52
Power at P _{mp} [Wp]	225.45	229.26	233.37	237.29	241.52
Rated current I _{mp} [A]	7.43	7.48	7.55	7.60	7.67
Rated voltage V _{mp} [V]	30.35	30.65	30.93	31.21	31.49
Short-circuit current I _{sc} [A]	7.85	7.90	7.96	8.02	8.08
Open-circuit voltage U _{oc} [V]	36.09	36.43	36.77	37.11	37.46

Specification as per STC (Standard test conditions): irradiance 1000 W/m² | module temperature 25°C | Air Mass = 1.5
 NOCT (nominal operating cell temperature): irradiance 800 W/m² | wind speed 1 m/sec | ambient temperature 20°C | cell operating temperature 45 +/- 2°C | Air Mass = 1.5

Limiting values

Max. system voltage [V]	1000 V or 1500 V
Max. return current [I]	25 A
Operating Temperature	-40 to 85°C
Safety class	II
Max. tested pressure load [Pa] ²	5400
Max. tested tensile load [Pa] ²	2400

Temperature coefficient

Temperature coefficient [V] [I] [P]	-0.30% /°C 0.055% /°C -0.40% /°C
---	--------------------------------------

Specifications

Number of cells (matrix)	120 (6 x 20) 156 mm x 78 mm
Module dimensions (LxWxH) ³ Weight	1675 mm x 992 mm x 35 mm 18.5 kg
Front-side glass	3.2 mm tempered highly transparent, anti-reflection solar glass
Frame	stable, anodised aluminium frame
Junction Box	At least IP67
Cable	symmetrical cable lengths > 1.1 m and 1.1 m, 4 mm ² solar cable
Diodes	3 Schottky Diodes
Plug-in connection	MC4 or equivalent (IP67)
Hail test (max. hailstorm)	∅ 45 mm impact velocity 23 m/s ± 83 km/h

The specifications and average values can vary slightly. Relevant is the corresponding data of the individual measurement. Specifications are subject to change without notice. Measurement tolerance depending on equipment: rated power +/- 3%, other values +/- 10%. All information given in this data sheet corresponds to DIN EN 50380. A potential light-induced degradation of the power after commissioning is not considered here. Further information in the installation manuals.

1 The specific warranty conditions are given under www.luxor-solar.com/download.htm

2 Horizontal mounted

3 Tolerance L/W = +/- 3 mm. H +/- 2mm, the dimensions given in the order confirmation will be decisive

4 Location and dimensions of holes on request

Luxor, your specialised company



IEC
IEC 61215
IEC 61730



Guidelines:
93/68/EEC
2014/35/EU, (LVD)
2014/30/EU, (EMC)

The validity of the certificates/listings for a specific country has to be examined under:
www.luxor-solar.com/download.htm