

# MSE PERC 72

High Power PERC Module



**Class Leading Output:**  
Up to 365W power



**Advanced Technology:**  
PERC and 4 busbars drive  
>18% module efficiency



**Reduced System Costs:**  
Robust design, 1000V  
and simple installation



**Certified Reliability:**  
3X IEC, salt mist, ammonia



5600 Pa snow load **New!**  
175 mph wind rating




**Buy American Act**



## Proudly assembled in the USA

Mission Solar Energy is headquartered in San Antonio, TX with module facilities onsite. Our hardworking team calls Texas home and is devoted to producing high quality solar products and services. Our supply chain includes local and domestic vendors increasing our impact to the U.S. economy.



## CERTIFICATIONS

IEC 61215/ IEC 61730/ IEC 61701 UL 1703



\*As there are different certification requirements in different markets, please contact your local Mission Solar Energy sales representative for the specific certificates applicable to the products in the region in which the products are to be used.

## Outstanding performance with PERC

Passivated Emitter Rear Contact (PERC) technology provides excellent power output through advanced cell structure.

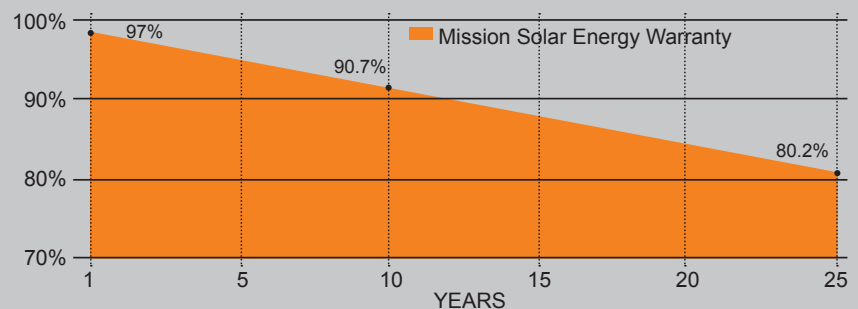
## Best in class quality

Mission Solar Energy production lines are fully automated and include multiple quality checks throughout the production process including 2X EL Testing, 100% Visual inspection, and positive binning.

## Proven reliability and bankability

Mission Solar Energy panels have been tested by independent testing centers to meet and exceed IEC standards. Our panels are deployed in projects across North America.

## 25-YEAR LINEAR WARRANTY



## ELECTRICAL SPECIFICATIONS

Electrical parameters at Standard Test Condition (STC)

Module Type			MSE355SQ6S	MSE360SQ6S	MSE365SQ6S
Power Output	Pmax	Wp	355	360	365
Module Efficiency		%	18.05	18.36	18.46
Tolerance				0~+3%	
Short-Circuit Current	Isc	A	9.76	9.79	9.81
Open Circuit Voltage	Voc	V	47.68	48.08	48.12
Rated Current	Imp	A	9.19	9.28	9.32
Rated Voltage	Vmp	V	38.98	39.28	39.32

STC: Irradiance 1000 W/m<sup>2</sup>, Cell temperature of 25°C, AM 1.5

## TEMPERATURE COEFFICIENTS

Normal Operating Cell Temperature (NOCT)	44°C (±2°C)
Temperature Coefficient of Pmax	-0.377%/°C
Temperature Coefficient of Voc	-0.280%/°C
Temperature Coefficient of Isc	0.046%/°C

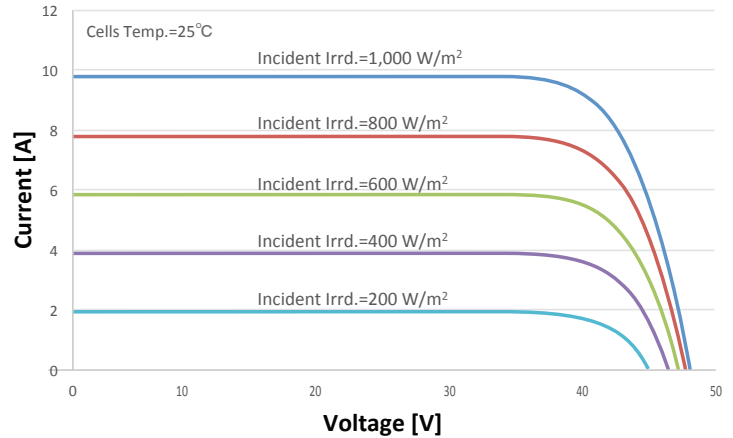
## OPERATING CONDITIONS

Maximum System Voltage	1,000VDC
Operating Temperature Range	-40°C (-40°F) to +90°C (194°F)
Maximum Series Fuse Rating	15A
Fire Safety Classification	Type 1, Class C
Front & Back Load (UL standard)	5600 Pa (117 psf) <b>New!</b>
Hail Safety Impact Velocity	25mm at 23 m/s

## MECHANICAL DATA

Solar Cells	P-type Mono-crystalline Silicon (156.75mm)
Cell orientation	72 cells (6x12), 4 busbar
Module dimension	1987mm x 999mm x 40mm (78.23 in. x 39.33 in. x 1.57 in.)
Weight	21.6 kg (47.6 lb)
Front Glass	3.2mm (0.126 in.) tempered, Low-iron, Anti-reflective coating
Frame	Anodized aluminum alloy
Encapsulant	Ethylene vinyl acetate (EVA)
J-Box	Protection class IP67 with 3 bypass-diodes
Cables	PV wire, 1.2m (47.24 in.), 4mm <sup>2</sup> /12 AWG
Connector	MC4 or compatible

## MSE360SQ6S: 360WP, 72CELL SOLAR MODULE CURRENT-VOLTAGE CURVE



Current-voltage characteristics with dependence on irradiance and module temperature

## BASIC DESIGN (UNITS: mm)

