

VSUN410-108MH-BW

410W

Highest power output

21.00%

Module efficiency

12years

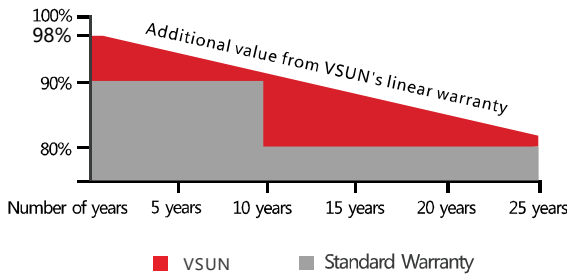

Material & Workmanship warranty

25years

Linear power output warranty

VSUN410-108MH-BW
VSUN400-108MH-BW

VSUN405-108MH-BW
VSUN395-108MH-BW



Munich RE

PERC MBB technology with Circular Ribbon

Higher output power

Half-cell Technology

Positive tolerance offer

Micro Gap

Better shading tolerance

Certified for salt/ammonia corrosion resistance

Load certificates: wind to 2400Pa and snow to 5400Pa

Lower LCOE

VSUN, a BNEF Tier-1 PV module manufacturer invested by Fuji Solar, has been committed to providing greener, cleaner and more intelligent renewable energy solutions. VSUN is dedicated to bringing reliable, customized and high-efficient products into various markets and customers worldwide

Electrical Characteristics at Standard Test Conditions(STC)

Module Type	VSUN410-108MH-BW	VSUN405-108MH-BW	VSUN400-108MH-BW	VSUN395-108MH-BW
Maximum Power - Pmax (W)	410	405	400	395
Open Circuit Voltage - Voc (V)	37.54	37.36	37.2	37.03
Short Circuit Current - Isc (A)	13.86	13.78	13.68	13.59
Maximum Power Voltage - Vmpp (V)	31.55	31.36	31.17	31
Maximum Power Current - Imp (A)	13	12.92	12.84	12.75
Module Efficiency	21.00%	20.75%	20.49%	20.23%

Standard Test Conditions (STC): irradiance 1,000 W/m²; AM 1.5; module temperature 25°C. Pmax Sorting : 0~5W. Measuring Tolerance: ±3%.

Remark: Electrical data do not refer to a single module and they are not part of the offer. They only serve for comparison among different module types.

Electrical Characteristics at Normal Operating Cell Temperature(NOCT)

Module Type	VSUN410-108MH-BW	VSUN405-108MH-BW	VSUN400-108MH-BW	VSUN395-108MH-BW
Maximum Power - Pmax (W)	302.1	298.4	294.7	291
Open Circuit Voltage - Voc (V)	35.1	34.9	34.8	34.6
Short Circuit Current - Isc (A)	11.19	11.13	11.05	10.98
Maximum Power Voltage - Vmpp (V)	29.1	28.9	28.8	28.6
Maximum Power Current - Imp (A)	10.39	10.32	10.25	10.17

Normal Operating Cell Temperature(NOCT) : irradiance 800W/m²; wind speed 1 m/s ; ambient temperature 20°C. Measuring Tolerance: ±3%.

Temperature Characteristics

NOCT	45°C (±2°C)
Voltage Temperature Coefficient	-0.27%/°C
Current Temperature Coefficient	+0.048%/°C
Power Temperature Coefficient	-0.32%/°C

Maximum Ratings

Maximum System Voltage [V]	1500
Series Fuse Rating [A]	30

Material Characteristics

Dimensions	1723×1133×35mm (L×W×H)
Weight	21.8kg
Frame	Black anodized aluminum profile
Front Glass	White toughened safety glass, 3.2 mm
Cell Encapsulation	EVA (Ethylene-Vinyl-Acetate)
Back Sheet	Composite film
Cells	12×9 pieces monocrystalline solar cells series strings
Junction Box	IP68, 3 diodes
Cable&Connector	Potrait: 500 mm (cable length can be customized) , 1×4 mm ² , compatible with MC4

Packaging

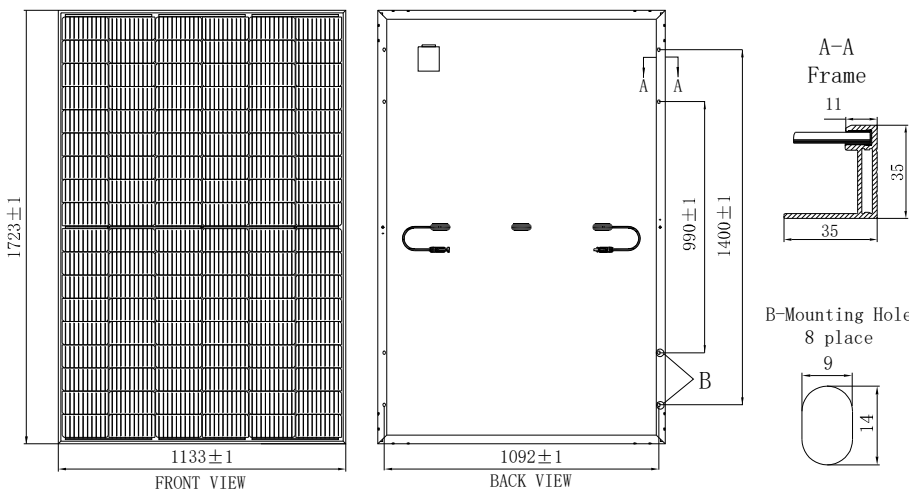
Dimensions(L×W×H)	1760×1125×1253mm
Container20'	186
Container40'	403
Container40'HC	806

System Design

Temperature Range	-40 °C to + 85 °C
Withstanding Hail	Maximum diameter of 25 mm with impact speed of 23 m-s-1
Maximum Surface Load	5,400 Pa
Application class	class A

Dimensions

Note: mm



IV-Curves

