


CST-M10/78H



156 HALF-CELL MONOFACIAL MODULE 585-600W

MORE POWER

- Up to 600W front power and 21.5% module efficiency with half-cut and MBB (Multi Busbar) technology bringing more BOS savings
 - Lower resistance of half-cut and good reflection effect of MBB ensure high power
- Better light trapping and current collection to improve module power output and reliability.
- Optimized electrical design and lower operating current for reduced hot spot loss and better temperature coefficient.

MORE RELIABLE

- Minimizes micro-crack impacts
- Ensured PID resistance through cell process and module material control
- Durability against extreme environmental conditions
 - Resistant to salt, acid and ammonia
- Enhanced Mechanical Load*
Certified to withstand: wind load (2400 Pascal) and snow load (5400 Pascal).

* Please refer to Consort Solar Standard Module Installation Manual for details.

21.5%

MAX MODULE
EFFICIENCY

0~+5W

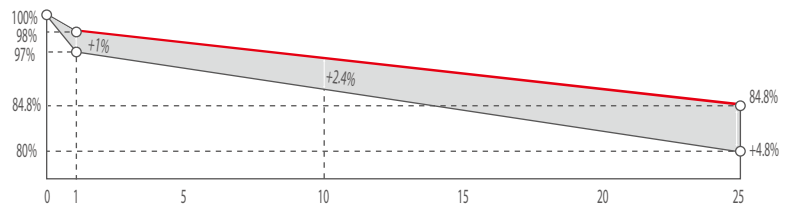
POSITIVE POWER
TOLERANCE

System and product certification

- IEC61215 / IEC61730 / IEC61701 / IEC62716
- ISO9001: Quality Management System
- ISO14001: Environment Management System
- OHSAS18001: Occupational Health and Safety System



Industry-leading Warranty **



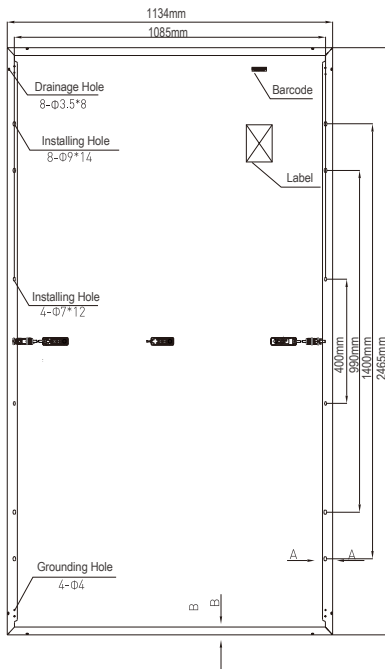
◆ First year power degradation: 2%

◆ Annual degradation: 0.55%

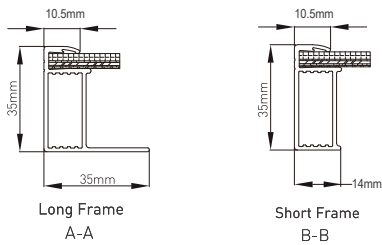
◆ Product warranty: 12 years

◆ linear warranty: 25 years

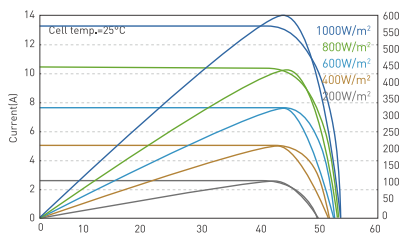
ENGINEERING DRAWING (mm)



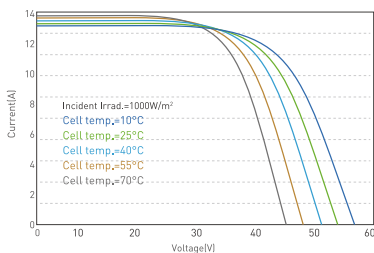
FRAME CROSS SECTION (mm)



I-V/P-V CURVE AT DIFFERENT IRRADIATION (600W)



I-V CURVE AT DIFFERENT TEMPERATURE (600W)



Electrical Characteristics(STC)

PV module model	CST-M10/78H 585	CST-M10/78H 590	CST-M10/78H 595	CST-M10/78H 600
Maximum Power - Pmax(W)	585	590	595	600
Open Circuit Voltage - Voc(V)	53.89	54.15	54.41	54.65
Short Circuit Current - Isc(A)	13.63	13.66	13.69	13.72
Voltage at Pmax-Vmp(V)	45.56	45.88	46.20	46.51
Current at Pmax-Imp(A)	12.84	12.86	12.88	12.90
Module Efficiency-ηm(%)	20.9	21.1	21.3	21.5
Power Output Tolerance(W)	0~+5			

STC: Irradiance 1000 W/m², Module Temperature 25°C, Air Mass AM1.5

Electrical Characteristics(NMOT)

Maximum Power - Pmax(W)	442.7	446.5	450.4	454.1
Open Circuit Voltage - Voc(V)	50.88	51.12	51.37	51.60
Short Circuit Current - Isc(A)	10.91	10.94	10.96	10.99
Voltage at Pmax-Vmp(V)	42.26	42.55	42.85	43.14
Current at Pmax-Imp(A)	10.48	10.49	10.51	10.53

NMOT: Irradiance 800 W/m², Ambient Temperature 20°C, Wind Speed 1m/s

Temperature Characteristics

Pmax Temperature Coefficient	-0.36%/ °C
Voc Temperature Coefficient	-0.28%/ °C
Isc Temperature Coefficient	+0.05%/ °C
Operating Temperature	-40~+85 °C
Nominal Module Operating Temperature (NMOT)	43±2 °C

Mechanical Specifications

External Dimensions	2465x1134x35mm
Weight	32.5kg
Solar Cells	182mm monocrystalline 156(6x26)pcs
Front Glass	High transparency solar glass 3.2mm
Frame	Black/Silver, Anodized aluminum alloy
Junction Box	IP68 rated
Output Cables	length can be customized/4.0mm ² , cable length:280mm(+)/280mm(-)
Connector	MC4 Compatible
Wind/Snow Load	2400Pa/5400Pa
Maximum System Voltage	1500V DC
Max Series Fuse Rating	25A

Packing Configuration

Modules per pallet	31 pieces
Modules per 40' container	496 pieces