

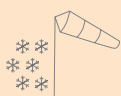
0322.1453 High performance module

M325-60-b NICER 3

Glass-film / monocrystalline full-square /
325Wp / Full Black / NICER 3 frame



Meets highest aesthetic requirements



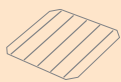
Withstands loads of up to 8000 N/m²



Snow and soiling cannot stick



Optimized low-light performance



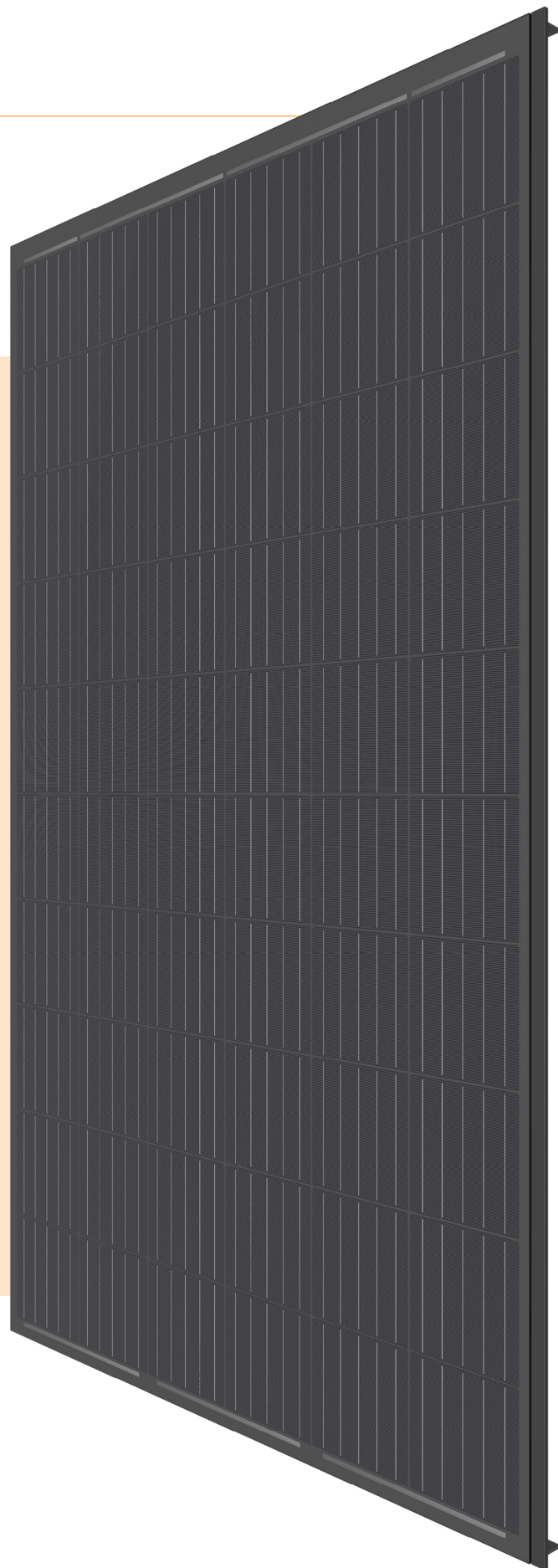
5-busbar technology



Full traceability of all raw materials



Swiss development and warranty



The NICER roof-integrated system allows for a flush-mounted installation and a homogenous appearance. It guarantees fast installation times, top level cost efficiency for large-scale projects and waterproofness at inclinations of only 3 degrees.

Electrical data STC

Nominal power (Pmpp)	325 Wp
Nominal voltage (Umpp)	34.8 V
Nominal current (Impp)	9.36 A
Open circuit voltage (Uoc)	40.9 V
Short circuit current (Isc)	10.06 A
Cell efficiency	22.50 %
Module efficiency	19.55 %
Power sorting	-0/+ 5 %

STC (Standard Test Conditions): irradiance 1000 W/m², cell temperature 25°C, AM 1.5
Measuring tolerances ± 3 % (Pmpp); ± 10 % (Umpp, Impp, Uoc, Isc)

Electrical data at partial load

800 W/m²

Nominal power (Pmpp)	246 Wp
Nominal voltage (Umpp)	32.2 V
Nominal current (Impp)	7.63 A
Open circuit voltage (Uoc)	38.4 V
Short circuit current (Isc)	7.83 A

Measuring tolerances ± 5 % (Pmpp); ± 10 % (Umpp, Impp)

Thermal properties

Nominal operating cell temperature (NOCT)	45 ± 2 °C
Temperature coefficient Uoc	-0.26 %/°C
Temperature coefficient Isc	+0.031 %/°C
Temperature coefficient Pmpp	-0.37 %/°C

Operating conditions

Temperature range	-40 ... +85 °C
Max. system voltage	1000 V
Max. reverse current	20 A
Max. string fuse	16 A
Max. wind and snow loads *	Up to 8'000 N/m ²
Hail resistance	Ø 30 mm at 23 m/s Hail protection class 3
Application class (acc. to IEC/EN 61730)	A


Fire protection

Top layer is made of heat-resistant glass. The component is considered to be non-combustible material as defined by the Cantonal Fire Insurances.

Protection class	II
Standards	IEC/EN 61215, 61730
Salt spray test	IEC/EN 61701 I+II
Ammonium corrosion test	IEC/EN 62716

* Max. possible forces acting on the module. The maximum values in mounted condition depend on the substructure as well as the installation situation. If the requirements are higher than IEC/EN 61215, a project-specific dimensioning of the mounting system is necessary.

Technical drawing



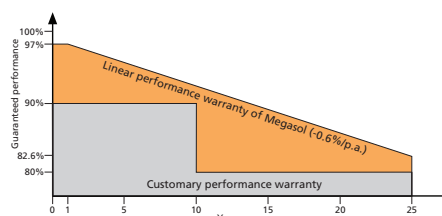
Note: The instructions in the installation manual must be strictly complied with. Further information about approved utilization of products can be found in the installation manual or can be requested from the technical service.

General data

Laminate structure	Glass-foil
Cell type	Mono, deep black, full-square M3, 5 BB
Cell size	158.75 x 158.75 mm
Number of cells (matrix)	60 (6x 10)
Colour between cells	Black
Frame	NICER 3 Aluminium, anodized black (RAL 9005)
Front side	3.2 mm solar glass High-transmission, tempered/toughened, nano-finished/antireflective surface
Encapsulation material	EVA with lowest yellowness index
Back side	Three-layer build-up (Polyester / PET / Tedlar) with lowest water vapour permeability
Junction box	3 bypass diodes, IP 67
Cable cross section	4 mm ²
Connectors	MC4 compatible, IP 67
Dimensions (LxWxH) ± 3.0 mm	1045 x 1671 x 57 mm
Modular dimensions (LxW)	1016 x 1676 mm
Weight	22 kg

Quality and warranty

Quality characteristics	PID-free (no potential induced degradation) Yield-optimized low-light performance Full traceability of all raw materials
Product warranty	10 years
Linear performance warranty	25 years



Relative efficiency level in relation to the minimal output (%). At least 97% of the minimum output during the first year. Afterwards, max. 0.6% degradation per annum. At least 91.6% of the minimum output after 10 years. At least 82.6% of the minimum output after 25 years. All data within the measuring tolerances. Warranties according to the respective latest Megasol Warranty Conditions which can be found on www.megasol.ch/warranty.



E-mail: info@megasol.ch
Hotline: +41 62 919 90 90
www.megasol.ch



Megasol partner